



**Karnatak University's,
KARNATAK SCIENCE COLLEGE, DHARWAD
NAAC Accredited**



**Phone No: 0836-2215410 & 2215400 Fax: 0836-2744334
Email: principal.kscd@gmail.com Web: www.kscd.ac.in**

1. STUDENT'S FEEDBACK ON TEACHERS-online

The college has collected the feedback from B.Sc/B.Sc(CS)/BCA and M.Sc students. . This mechanism is executed by preparing Google forms for five different categories Viz., students, parents, alumni, teachers and employer. Student's feedback is based on four criterions like curriculum, infrastructure, teaching learning process and overall functioning of the college. Students felt that the objectives cited in the Google Form were clear for each courses and workload manageable. The framed Syllabus was socially relevant, employability , revised time to time and help students to be a responsible citizen of the nation. The Google Form was also includes facilities like canteen facility, health care centre, gymkhana, functioning of anti-ragging cell, Counselling centre, banking, library facility etc. Feedback on Teachers (Teaching and Learning Process):This feedback covers teaching learning process, punctuality, communication skills, approach towards the students, sharing of innovative ideas etc. IQAC emphasized on teacher's innovativeness, use of ICT in teaching methodology, interactive teaching, and student involvement in learning.

Parameters Considered for Feedback from the Student's on Teachers- 2021-22.

Question No.	Parameter
1	Teacher covers the entire syllabus
2	Teacher discusses topics in detail
3	Teacher possesses deep knowledge of the subject taught
4	Teacher's communication with students
5	Teacher inspires me by his/her knowledge in the subject
6	Teacher punctual to the class
7	Teacher engages the classes for the full duration and completes the syllabus in time
8	Teacher comes prepared for the class
9	Teacher provides guidance and counselling for academic and non-academic matters in / outside the class
10	Teacher encourages students participation and discussion in class (Teacher-Student, Student-Teacher)

11	Teacher pays special attention to slow learners as well
12	Teacher relates the course material with present situations
13	Teacher's attitude towards the students friendly and helpful
14	Teacher attend students queries in the class
15	Teachers overall attitude in the class
16	Internal examinations and Periodical assignments were conducted as per schedule
17	Question paper covers all the topics in the Curriculum
18	Teacher is fair and unbiased in the evaluation Process
19	Overall

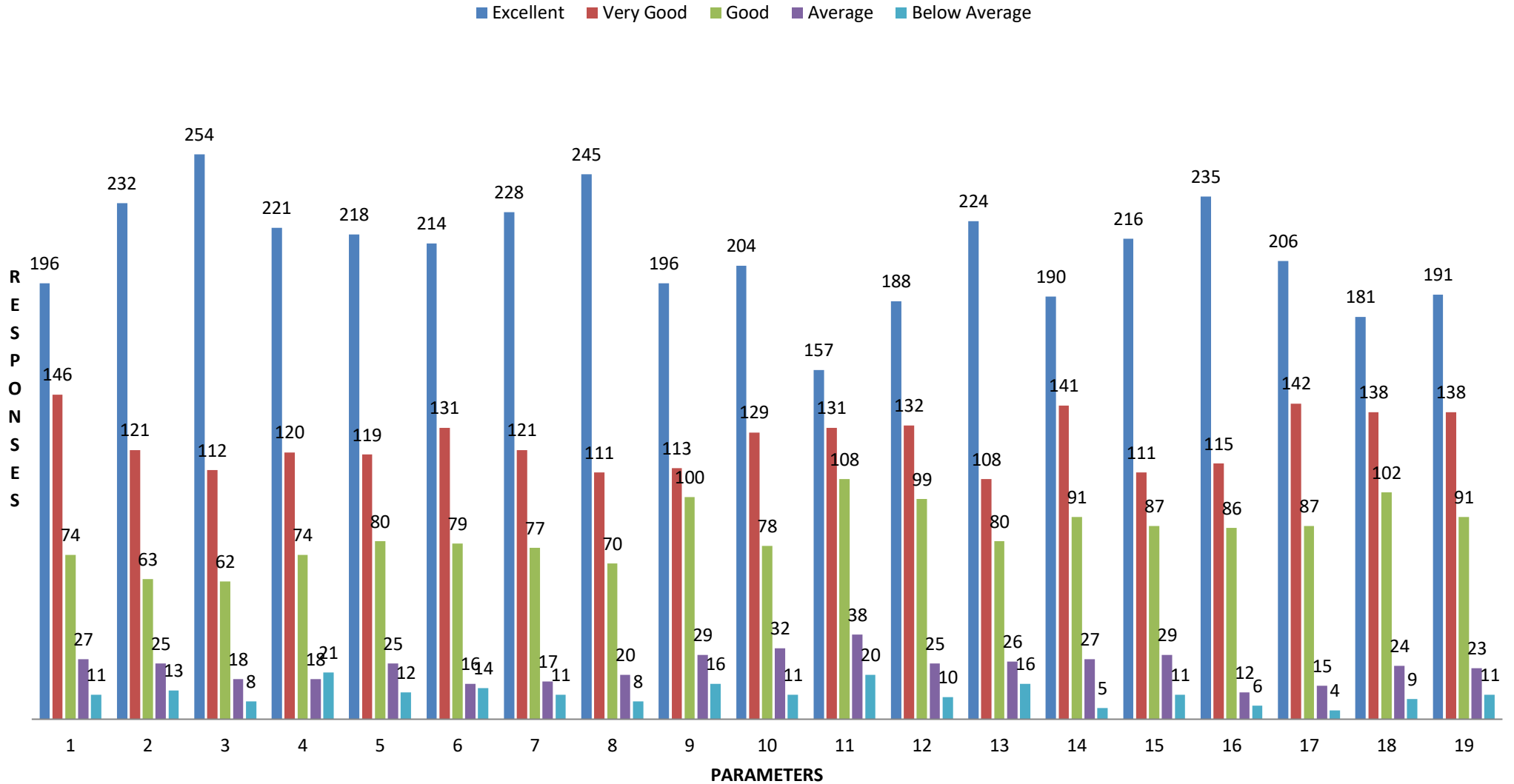
Student's Responses for the Above Questions

Table- 1

	Excellent	Very Good	Good	Average	Below Average	Total No. of Responses
1	196	146	74	27	11	454
2	232	121	63	25	13	454
3	254	112	62	18	8	454
4	221	120	74	18	21	454
5	218	119	80	25	12	454
6	214	131	79	16	14	454
7	228	121	77	17	11	454
8	245	111	70	20	8	454
9	196	113	100	29	16	454
10	204	129	78	32	11	454
11	157	131	108	38	20	454
12	188	132	99	25	10	454
13	224	108	80	26	16	454
14	190	141	91	27	5	454
15	216	111	87	29	11	454
16	235	115	86	12	6	454
17	206	142	87	15	4	454
18	181	138	102	24	9	454
19	191	138	91	23	11	454

Graph-1

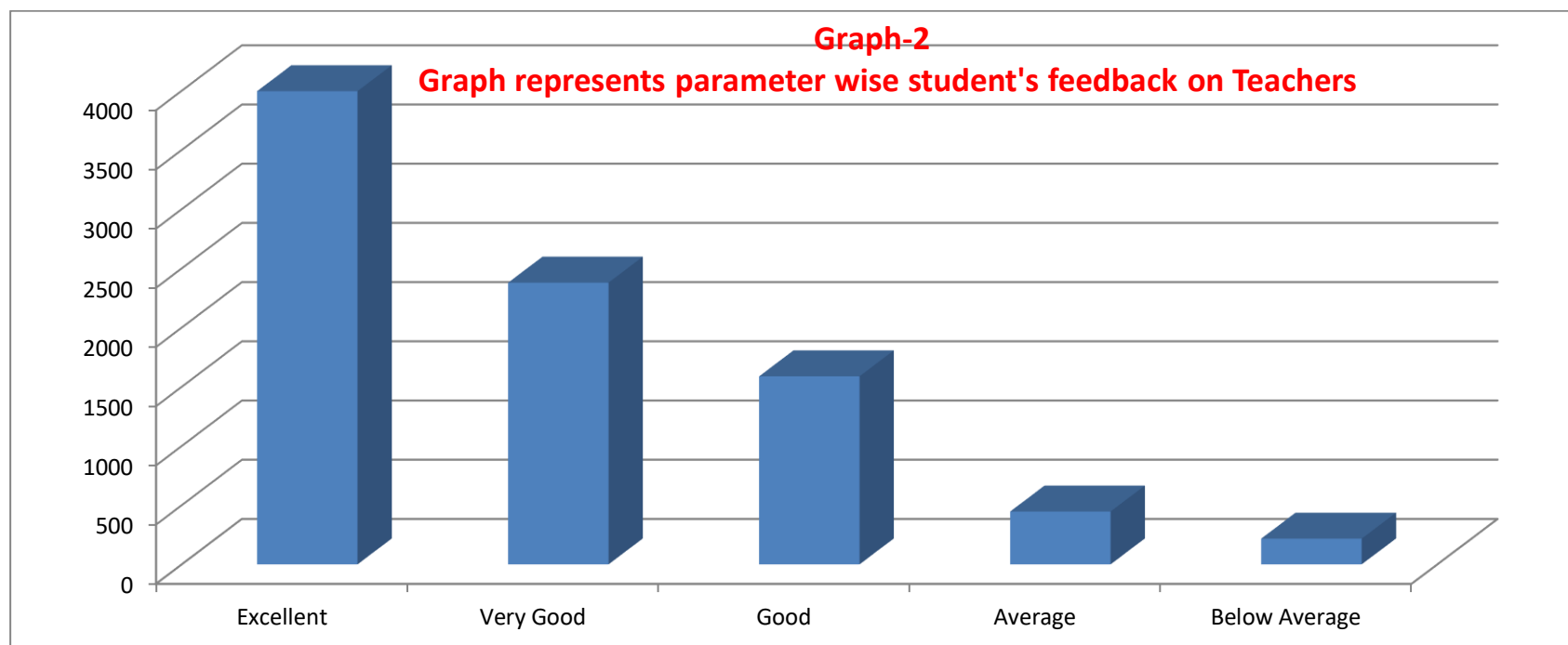
Graphical Representation of Student's on Teachers-College as a Whole 2021-22



Grade wise overall student's responses on Teachers

Table 1.A

Parameters	Excellent	Very Good	Good	Average	Below Average
No Of Responses	3996	2379	1588	446	217
Percentage	46.32506	27.57941	18.40946	5.170415	2.51565



- 46% of students strongly agreed, 27% Very Good, 18% Good, 5% Average, and 2.5% Below Average about the Teacher's punctual for completing the syllabus in time, Regularly engaging the classes, Academically strong, encourages, Special Attention towards the slow learners, provides the course materials and unbiased about the Internal Assessment process.



**Karnatak University's,
KARNATAK SCIENCE COLLEGE, DHARWAD**

NAAC Accredited

Phone No: 0836-2215410 & 2215400 Fax: 0836-2744334

Email: principal.kscd@gmail.com Web: www.kscd.ac.in



2. STUDENT'S FEEDBACK ON CURRICULUM-online

Parameters Considered for Feedback from Student's on Curriculum 21-22.

Question No.	Parameter
1	Syllabus framed for you covers the subject matter in a standard manner.
2	Syllabus motivates you to pursue self study of current developments
3	Syllabus is useful to develop necessary skills and knowledge to take up employment in industry / Self employment
4	Syllabus is useful to prepare for screening examination and interviews for higher studies
5	The syllabus helps to develop necessary personality development
6	The syllabus helps in working constructively in a group (Practical course) or as a team
7	The abilities developed during competition of the course by following the syllabus provide necessary experimental skill useful for further study and gainful employment
8	The abilities developed during competition of the course by following the syllabus provide necessary theoretical skill for further study and gainful employment
9	The syllabus includes content which involves development of computational skills, innovative thinking ability and solving for concept based problems

Table-2.

Student's Responses for the Above Questions

Question No.	Excellent	Very Good	Good	Average	Below Average	Total No. of Responses
1	65	93	132	40	11	341
2	68	99	123	43	8	341
3	64	105	129	35	8	341
4	60	99	141	33	8	341
5	67	102	126	35	11	341
6	65	108	131	30	7	341
7	56	100	147	30	8	341
8	65	96	148	22	10	341
9	66	99	142	28	6	341

Graph-3 Graphical Representation of Student's Feedback on Curriculum 2021-22

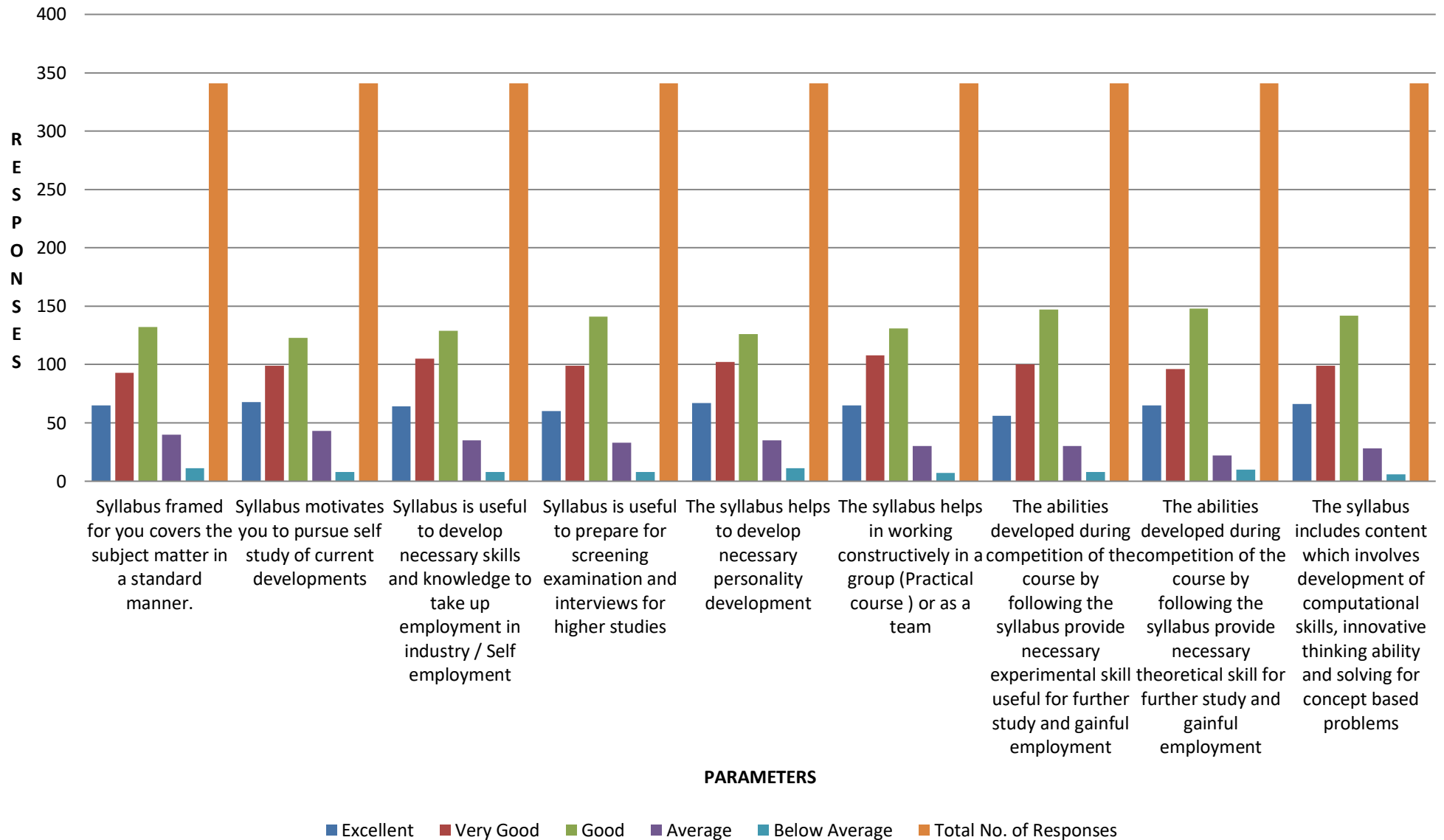
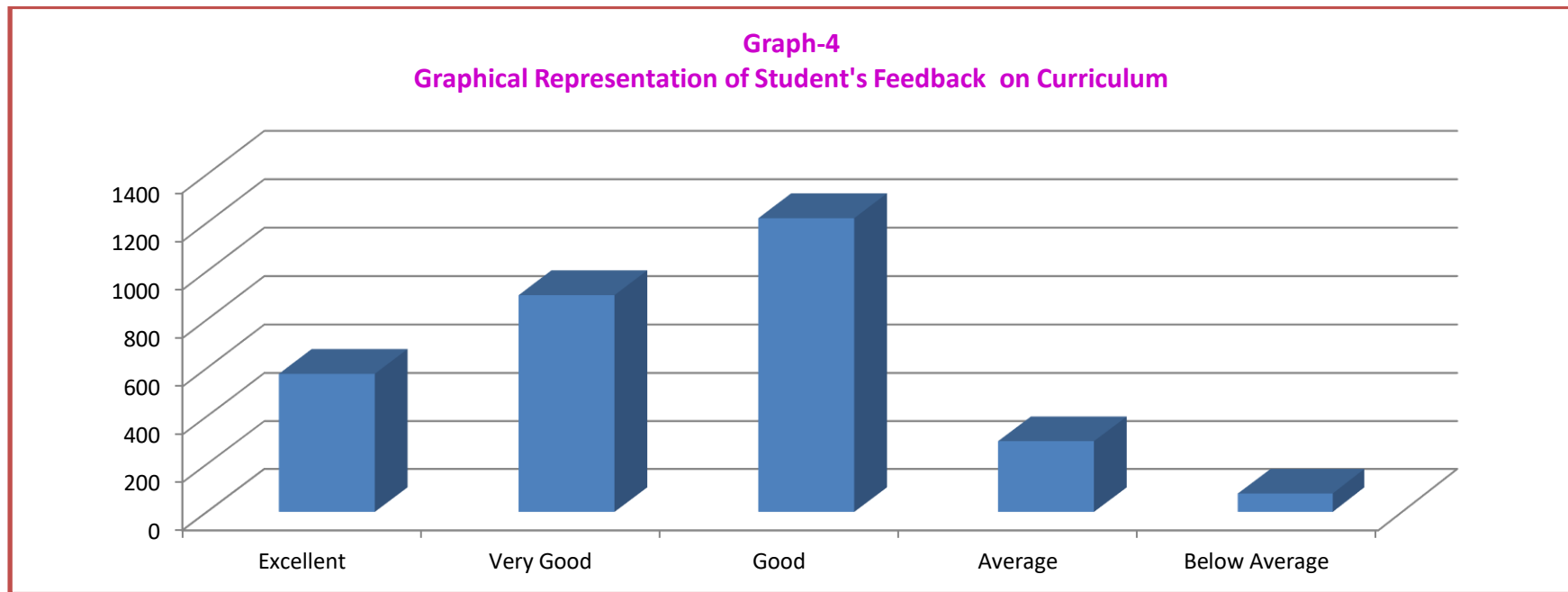


Table 2.A

Parameters	Excellent	Very Good	Good	Average	Below Average
No Of Responses	576	901	1219	296	77
Percentage	18.76	29.36	39.72	00	9.64



- 18% of students strongly agreed, 29% Very Good, 39% Good, 0% Average, and 10% Below Average about the Curriculum the syllabus, socially relevant, employability, revised time to time and help students to be a responsible citizen of the nation.



**Karnatak University's,
KARNATAK SCIENCE COLLEGE, DHARWAD
NAAC Accredited**



Phone No: 0836-2215410 & 2215400 Fax: 0836-2744334
Email: principal.kscd@gmail.com Web: www.kscd.ac.in

3. Feedback from the Student's on College Infrastructure 2021-22

Parameters Considered for Feedback from the Student's on College Infrastructure 2021-22.

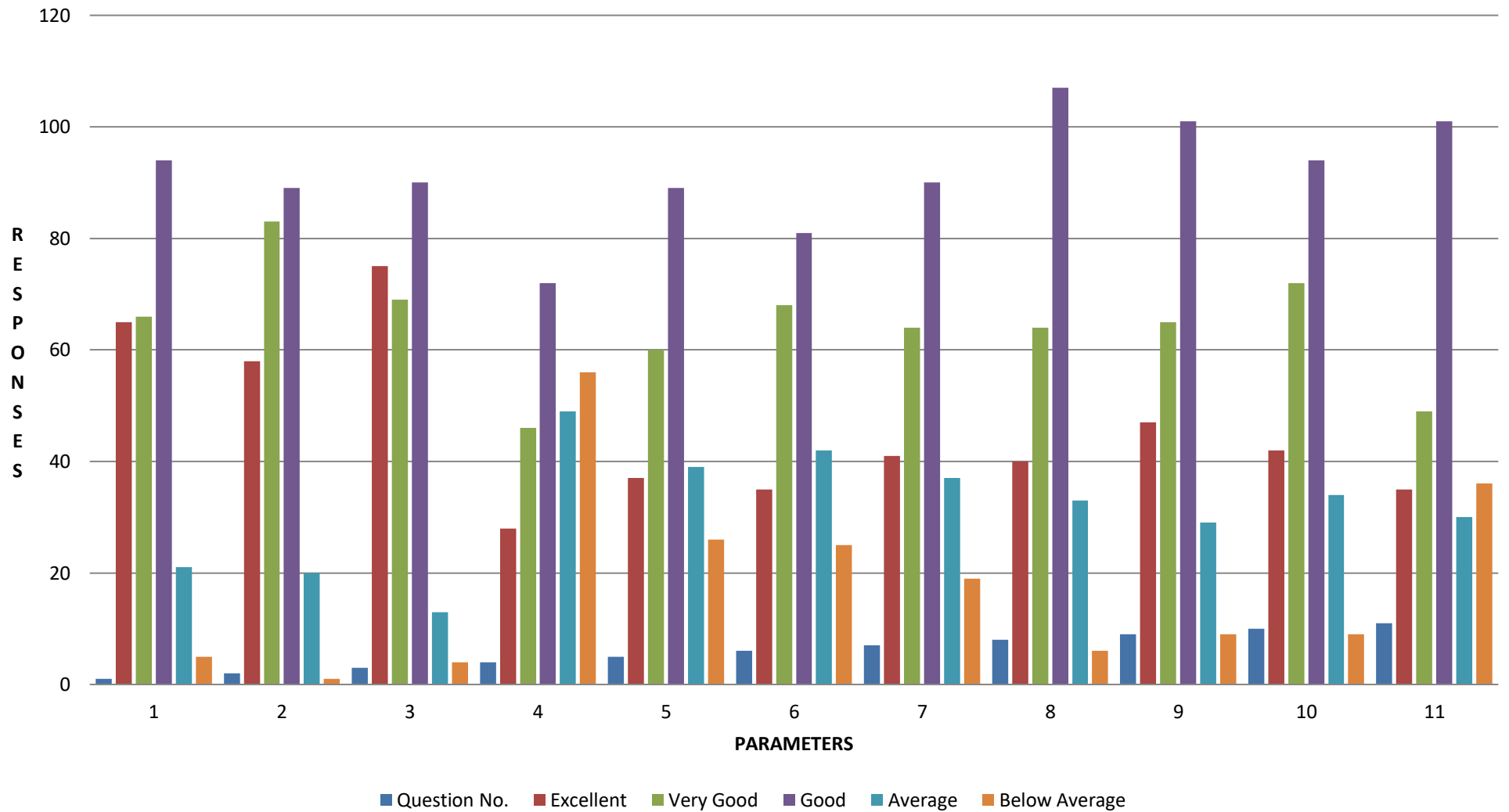
Question No.	Parameter-A
1	The classrooms in the college are spacious and can accommodate all students comfortably with good view of the board and display
2	The ventilation and lighting facility in the class rooms
3	The seating facility and number of desks in the class rooms for the students
4	Internet facility (Wi-Fi) available in the class rooms
5	Audio Visual tools used by the teachers in the classrooms
6	Digital boards used by the teachers in the classrooms
7	Audio Visual (AV) tools availability and Power Point Presentations (ppt) used by faculty members for classroom teaching
8	Number of seminar halls available in the college
9	Ventilation and lighting provisions in the Seminar halls
10	Seating arrangements and visibility of display in seminar halls
11	Availability of rest rooms for boys students in the college premises
Question No.	Parameter-B
12	Availability of rest rooms for girl students in the college premises
13	Cleanliness and hygiene of restrooms
14	Availability of recreational facilities for students in the college
15	Number of recreational activities conducted in the college
16	Availability of facilities for outdoor and indoor games and their maintenance
17	Availability of Gym facility and its maintenance
18	Availability of qualified trainer for indoor and outdoor events in the college
19	Availability of sufficient number of instruments for experiments for each students in the laboratory
20	Excess to laboratory expert in the laboratories
21	Cooperation and help by supporting staff / lab assistants in the laboratory

22	Number of trees and their maintenance
23	Cleanliness and maintenance of the college campus
24	The maintenance of garden
25	Availability of seating arrangements in the gardens
26	Availability of potable water in the college
27	Number of potable water units corresponding to the student strength
Question No.	Parameter-C
28	Provision of health care facilities at free of cost in the campus
29	Availability of doctor, lady doctor and supporting staff in the college campus
30	Provision for Emergency health care service for students
31	Availability of Banking/ATM facility
32	Cooperation of the bank staff with students at the time of transaction
33	The quality and quantity of eatables served at subsidized rates in the college canteen
34	The space available for seating and maintenance of cleanliness
35	The cooperation and work efficiency of the attenders at stationary shop
36	Availability of Security personnel in the campus
37	Response of security staff in case of any unpleasant events in the campus
38	Availability of separate parking facility for students
39	Parking discipline maintained by security personnel
40	Dustbins placed at different locations in the campus to keep the campus clean.
41	Availability of notice boards and the college related notices display
42	Availability of Signage's indicating different departments
43	Overall beautification of the college campus

Table 3
Student's: Responses for the Above Questions

Question No.	Excellent	Very Good	Good	Average	Below Average	Total No. of Responses
1	65	66	94	21	5	251
2	58	83	89	20	1	251
3	75	69	90	13	4	251
4	28	46	72	49	56	251
5	37	60	89	39	26	251
6	35	68	81	42	25	251
7	41	64	90	37	19	251
8	40	64	107	33	6	251
9	47	65	101	29	9	251
10	42	72	94	34	9	251
11	35	49	101	30	36	251
12	32	54	88	50	27	251
13	29	45	82	55	40	251
14	27	63	115	35	11	251
15	34	61	112	32	12	251
16	40	54	87	49	21	251
17	24	36	98	43	50	251
18	30	44	99	46	32	251
19	57	69	89	20	16	251
20	55	71	90	26	9	251
21	64	71	93	19	4	251
22	98	82	54	13	4	251
23	57	85	80	24	5	251
24	76	80	69	21	5	251
25	37	51	79	52	32	251
26	58	60	91	30	12	251
27	36	59	91	54	11	251
28	59	80	81	23	8	251
29	52	67	87	28	17	251
30	49	65	100	26	11	251
31	55	66	80	36	14	251
32	38	59	101	38	15	251
33	37	50	97	40	27	251
34	39	63	99	40	10	251
35	40	62	111	26	12	251
36	69	82	66	10	24	251
37	47	67	109	25	3	251
38	54	70	96	22	9	251
39	49	87	80	26	7	251
40	41	57	91	42	20	251
41	56	72	94	23	6	251
42	49	67	107	25	3	251
43	80	68	83	17	3	251

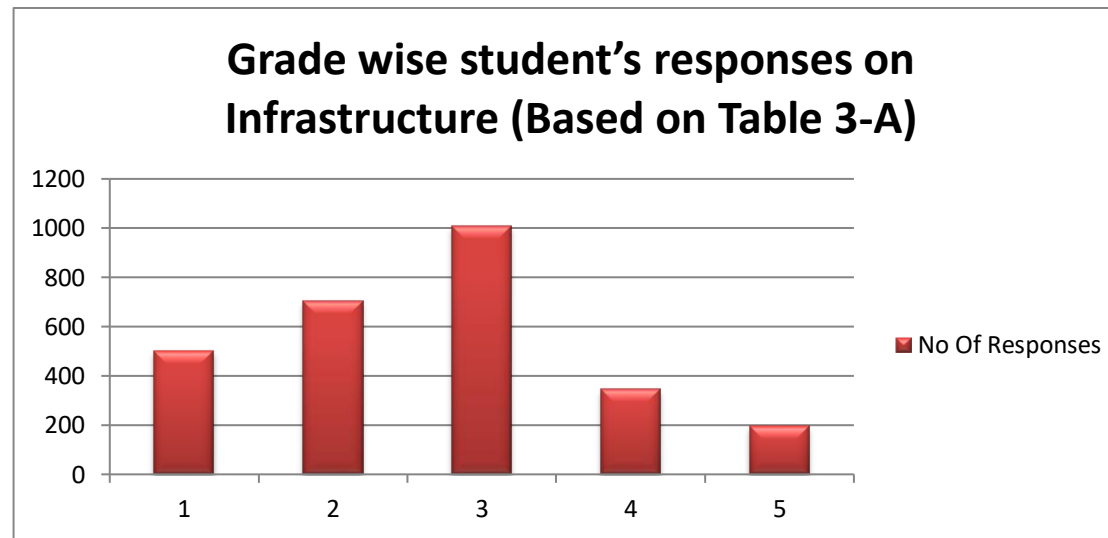
Graph-5 A
Graphical Representation of Student's Feedback on College Infrastructure-A



Grade wise student's responses on Infrastructure

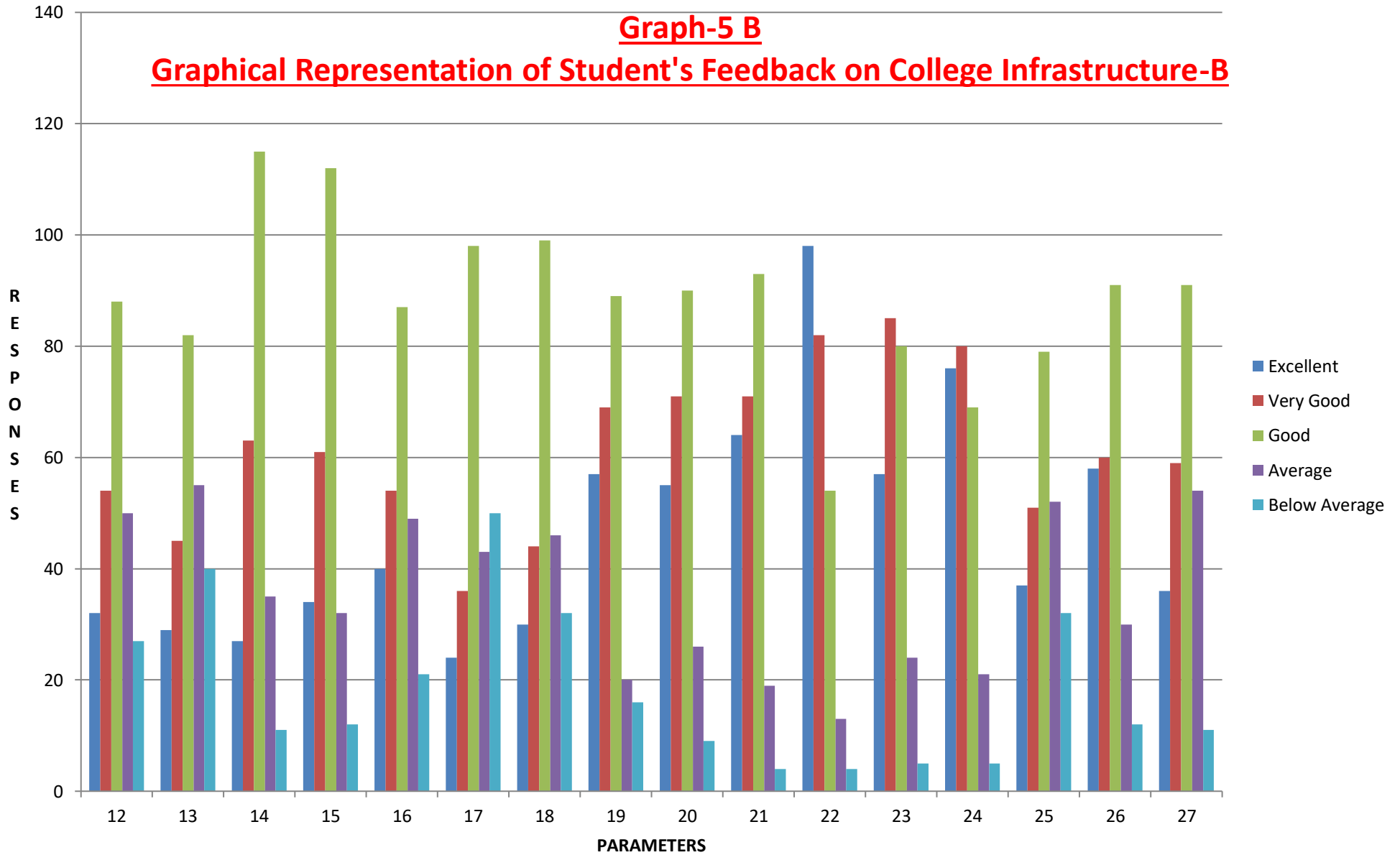
Table 3-A

Parameters	Excellent	Very Good	Good	Average	Below Average
No Of Responses	503	706	1008	347	196
Percentage	18.22	25.8	36.5	12.57	7.1



18% of students responded strongly Excellent ,25% Very Good,36% Good, 12% Average and 7% Below Average with the Class rooms and ICT facilities

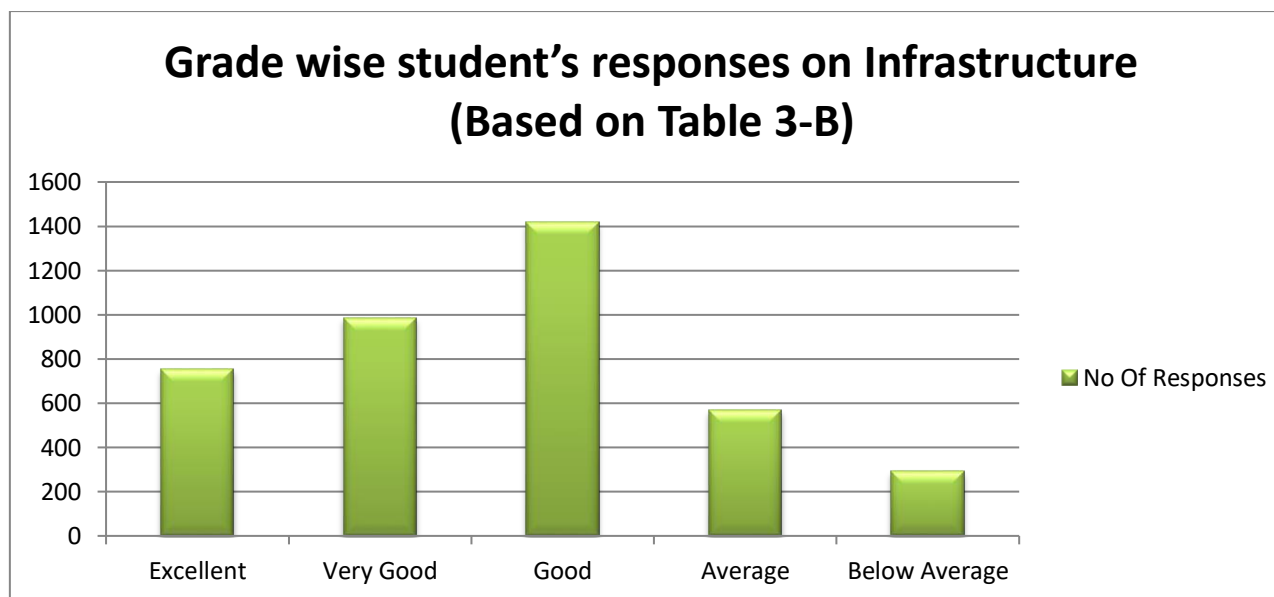
Graph-5 B
Graphical Representation of Student's Feedback on College Infrastructure-B



Grade wise student's responses on Infrastructure

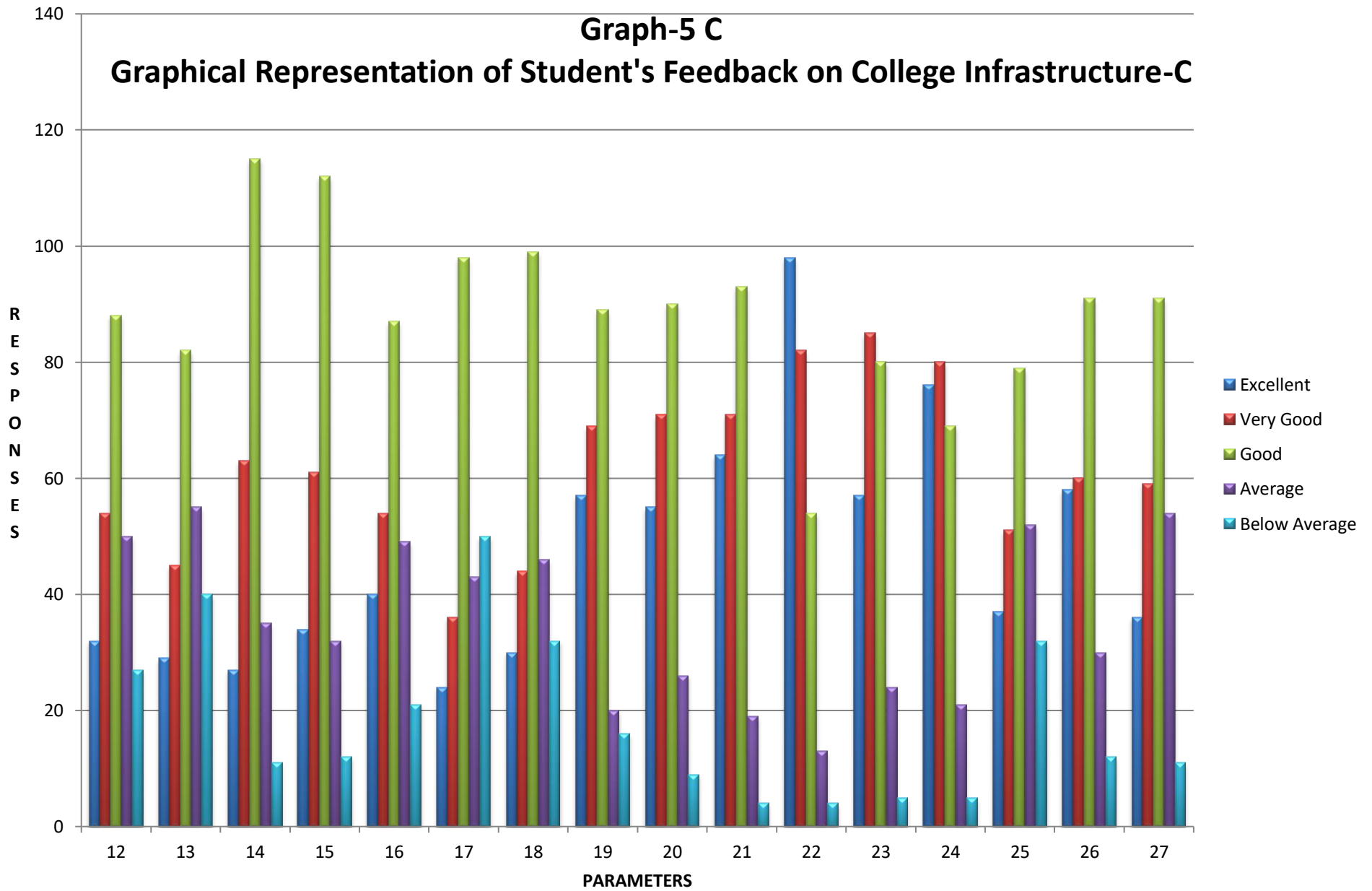
Table 3-B

Parameters	Excellent	Very Good	Good	Average	Below Average
No Of Responses	754	985	1417	569	291
Percentage	18.77	24.5	35.28	14.16	7.26



18% of students said Excellent, 24% Very Good, 35% Good, 14% Average, 7% Below the Average in respect of Hygiene condition, Outdoor and Indoor facilities.

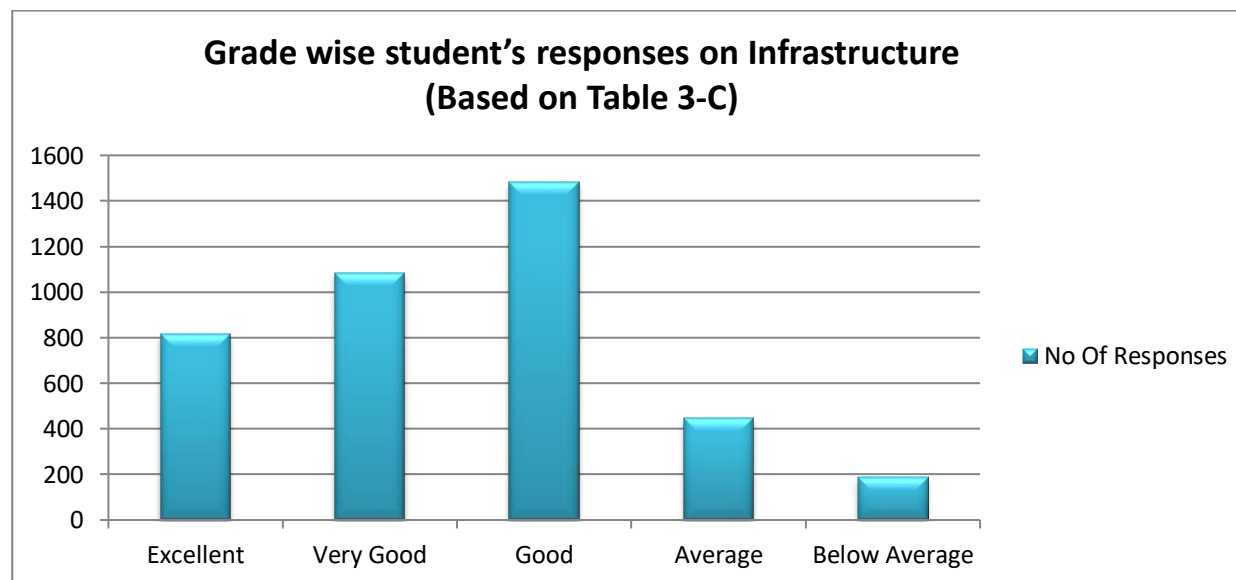
Graph-5 C
Graphical Representation of Student's Feedback on College Infrastructure-C



Grade wise student's responses on Infrastructure

Table 3-C

Parameters	Excellent	Very Good	Good	Average	Below Average
No Of Responses	814	1082	1482	447	189
Percentage	20.27	26.95	36.92	11.36	4.7



20% students opined Excellent, 27% Very Good, 37% Good,11% Average,4% Below Average about the Health Centre,Canteen,ATM and Bank Facility,Parking,Security Etc



**Karnatak University's,
KARNATAK SCIENCE COLLEGE, DHARWAD
NAAC Accredited**



Phone No: 0836-2215410 & 2215400 Fax: 0836-2744334
Email: principal.kscd@gmail.com Web: www.kscd.ac.in

4. Feedback from Parents on Institution 2021-22 –online

The feedback from the parents is collected to understand their children's education and College facilities.

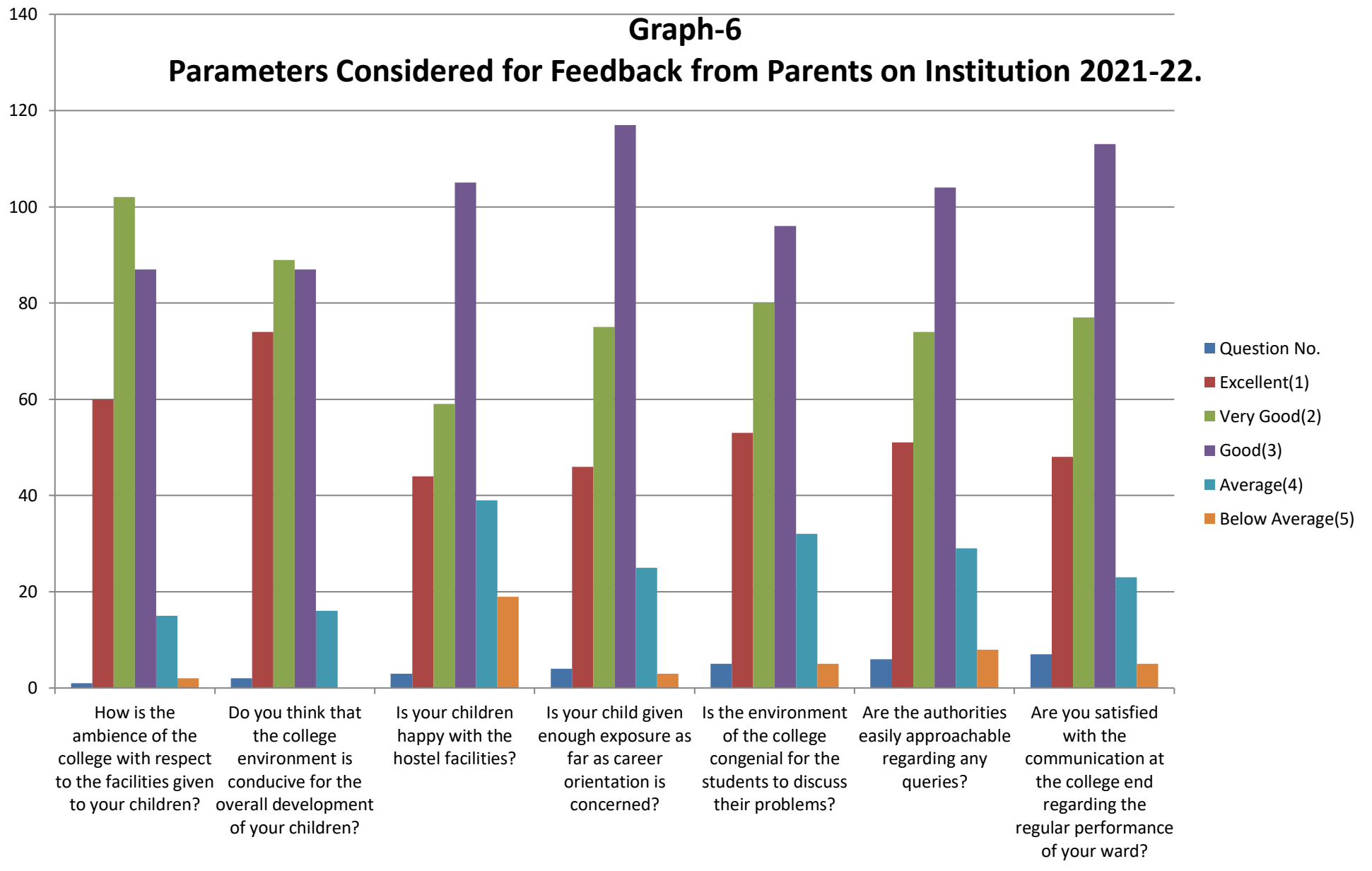
Parameters Considered for Feedback from Parents on Institution 2021-22.

Question No.	Parameter
1	How is the ambience of the college with respect to the facilities given to your children?
2	Do you think that the college environment is conducive for the overall development of your children?
3	Is your children happy with the hostel facilities?
4	Is your child given enough exposure as far as career orientation is concerned?
5	Is the environment of the college congenial for the students to discuss their problems?
6	Are the authorities easily approachable regarding any queries?
7	Are you satisfied with the communication at the college end regarding the regular performance of your ward?

Table 4 : Parents Responses for the Above Questions

Question No.	Excellent(1)	Very Good(2)	Good(3)	Average(4)	Below Average(5)	Total No. of Responses
1	60	102	87	15	2	266
2	74	89	87	16	0	266
3	44	59	105	39	19	266
4	46	75	117	25	3	266
5	53	80	96	32	5	266
6	51	74	104	29	8	266
7	48	77	113	23	5	266

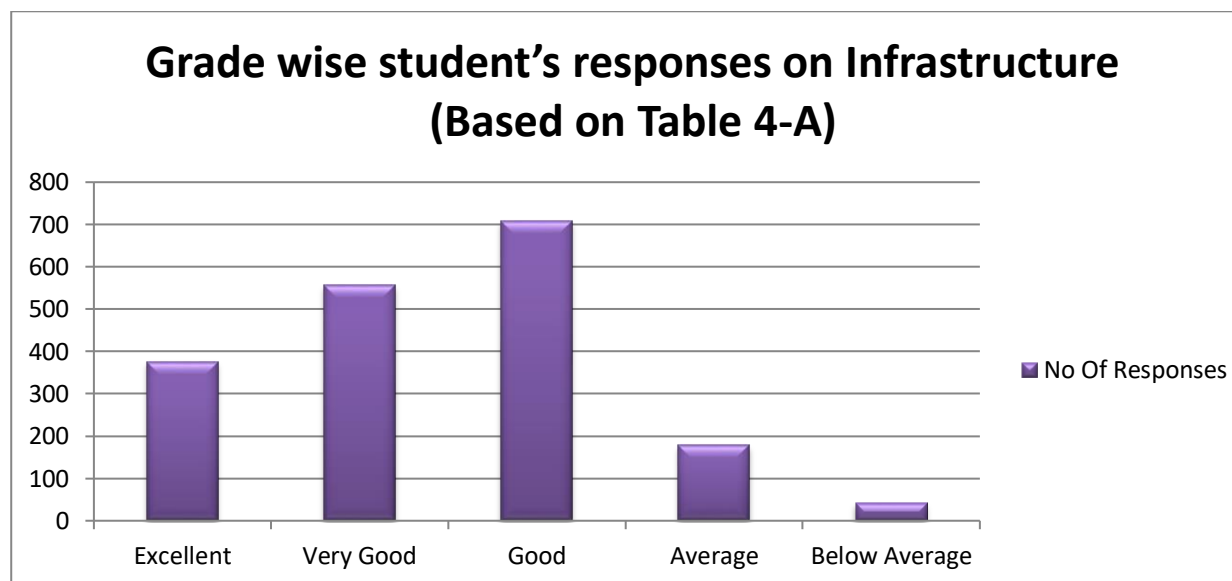
Graph-6
Parameters Considered for Feedback from Parents on Institution 2021-22.



Grade wise student's responses on Infrastructure

Table 4-A

Parameters	Excellent	Very Good	Good	Average	Below Average
No Of Responses	376	556	709	179	42
Percentage	20.19	29.86	38.07	9.6	2.25



20% Parents responded Excellent,30% Very Good,38% Good,10% Average,2% Below the Average related to Overall performance of the ir children, facilities extended, exposure as far as career orientation is concerned



**Karnatak University's,
KARNATAK SCIENCE COLLEGE, DHARWAD**

NAAC Accredited

Phone No: 0836-2215410 & 2215400 Fax: 0836-2744334

Email: principal.kscd@gmail.com Web: www.kscd.ac.in



5. Feedback from Alumni on College 2021-22.-online

Alumni feedback offer important perspective for evaluating academic programs and students services. Alumni provide us the inputs regarding improvement in facilities and Employability of our students through Google Form. The college appeal Alumni to provide their sincere feedback on Admission process, College Development etc.,

Parameters Considered for Feedback from Alumni on College 2021-22.

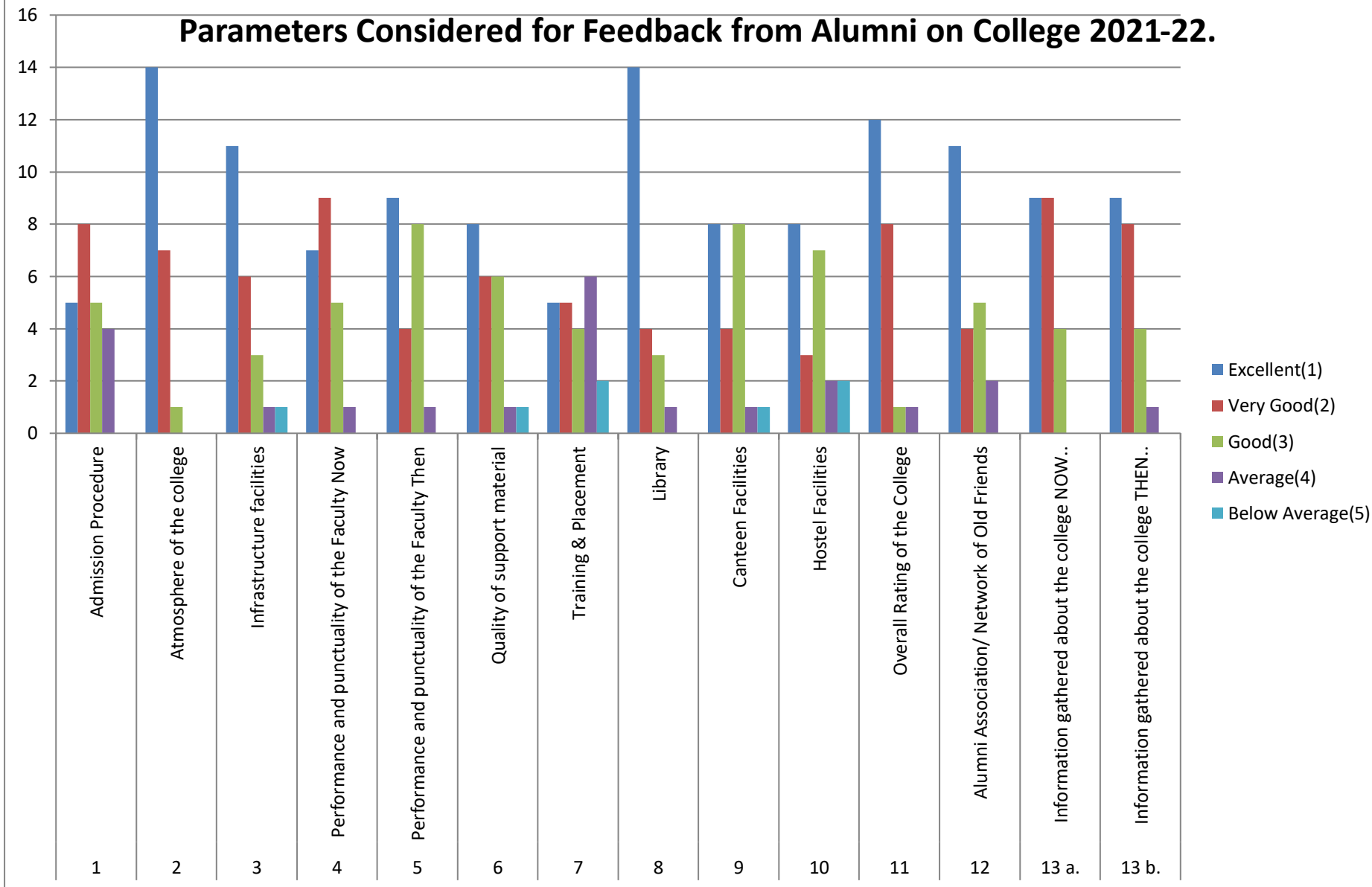
Question No.	Parameter
1	Admission Procedure
2	Atmosphere of the college
3	Infrastructure facilities
4	Performance and punctuality of the Faculty Now
5	Performance and punctuality of the Faculty Then
6	Quality of support material
7	Training & Placement
8	Library
9	Canteen Facilities
10	Hostel Facilities
11	Overall Rating of the College
12	Alumni Association/ Network of Old Friends
13 a.	Information gathered about the college NOW..
13 b.	Information gathered about the college THEN..

Table 5

Alumni Responses for the Above Questions

Question No.	Excellent(1)	Very Good(2)	Good(3)	Average(4)	Below Average(5)	Total No. of Responses
1	5	8	5	4	0	22
2	14	7	1	0	0	22
3	11	6	3	1	1	22
4	7	9	5	1	0	22
5	9	4	8	1	0	22
6	8	6	6	1	1	22
7	5	5	4	6	2	22
8	14	4	3	1	0	22
9	8	4	8	1	1	22
10	8	3	7	2	2	22
11	12	8	1	1	0	22
12	11	4	5	2	0	22
13 a.	9	9	4	0	0	22
13 b.	9	8	4	1	0	22

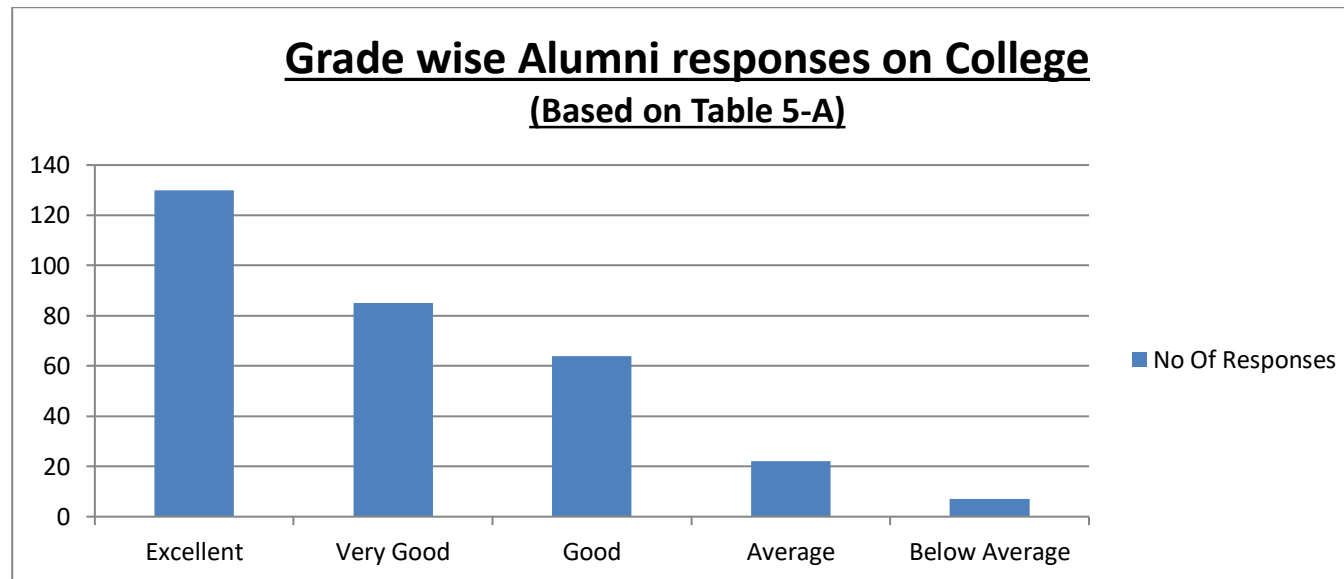
Parameters Considered for Feedback from Alumni on College 2021-22.



Grade wise Alumni responses on College

Table 5-A

Parameters	Excellent	Very Good	Good	Average	Below Average
No Of Responses	130	85	64	22	7
Percentage	42.22	27.59	20.77	7.14	2.27



42% Alumni said Excellent,27% Very Good,21% Good,7% Average,2% Below Average about the College Environment and Development.



**Karnatak University's,
KARNATAK SCIENCE COLLEGE, DHARWAD
NAAC Accredited**



Phone No: 0836-2215410 & 2215400 Fax: 0836-2744334

Email: principal.kscd@gmail.com Web: www.kscd.ac.in

6. Feedback from Teacher's on Institution 2021-22.-online

Feedback from our Teacher's is collected through online to understand the facilities extended for Curriculum and Co-Curriculum activities.

Parameters Considered for Feedback from Teacher's on Institution 2021-22.

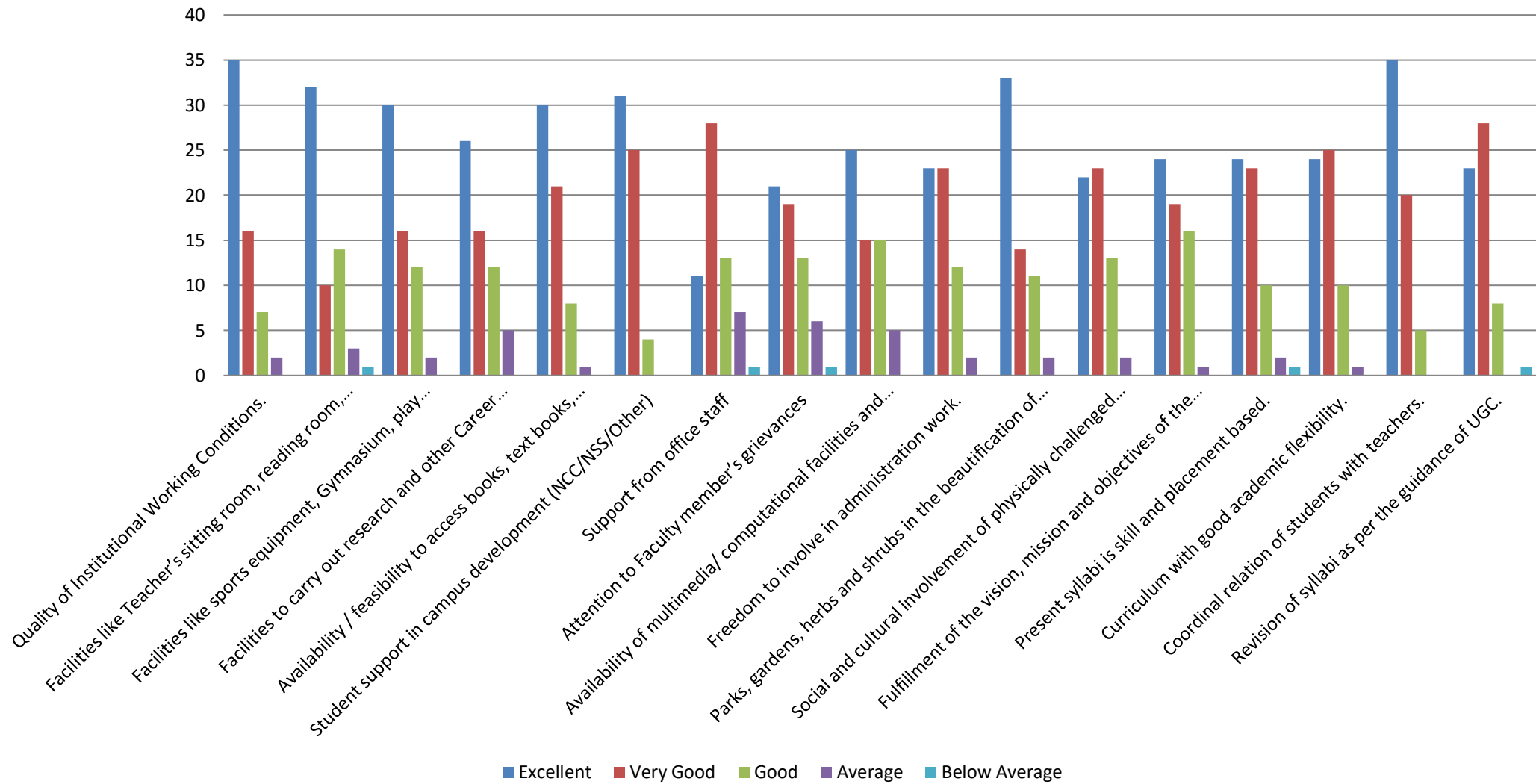
Question No.	Parameter
1	Quality of Institutional Working Conditions.
2	Facilities like Teacher's sitting room, reading room, canteen, drinking water, health centre, Bank, Internet/WiFi facility, Research, Laboratory etc.
3	Facilities like sports equipment, Gymnasium, play grounds etc. and encouragement for participation in sports and other co-curricular activities.
4	Facilities to carry out research and other Career development programme.
5	Availability / feasibility to access books, text books, reference books, periodicals etc. both in main and departmental libraries and library timings.
6	Student support in campus development (NCC/NSS/Other)
7	Support from office staff
8	Attention to Faculty member's grievances
9	Availability of multimedia/ computational facilities and Internet facilities in each department (ICT)
10	Freedom to involve in administration work.
11	Parks, gardens, herbs and shrubs in the beautification of environment and Museums/ antiques
12	Social and cultural involvement of physically challenged and lady staff members
13	Fulfilment of the vision, mission and objectives of the college.
14	Present syllabi are skill and placement based.
15	Curriculum with good academic flexibility.
16	Coordinational relation of students with teachers.
17	Revision of syllabi as per the guidance of UGC.

Table-6

Teacher's Responses for the Above Questions

Question No	Excellent	Very Good	Good	Average	Below Average	Total No. of Responses
1	35	16	7	2	0	60
2	32	10	14	3	1	60
3	30	16	12	2	0	60
4	26	16	12	5	0	59
5	30	21	8	1	0	60
6	31	25	4	0	0	60
7	11	28	13	7	1	60
8	21	19	13	6	1	60
9	25	15	15	5	0	60
10	23	23	12	2	0	60
11	33	14	11	2	0	60
12	22	23	13	2	0	60
13	24	19	16	1	0	60
14	24	23	10	2	1	60
15	24	25	10	1	0	60
16	35	20	5	0	0	60
17	23	28	8	0	1	60

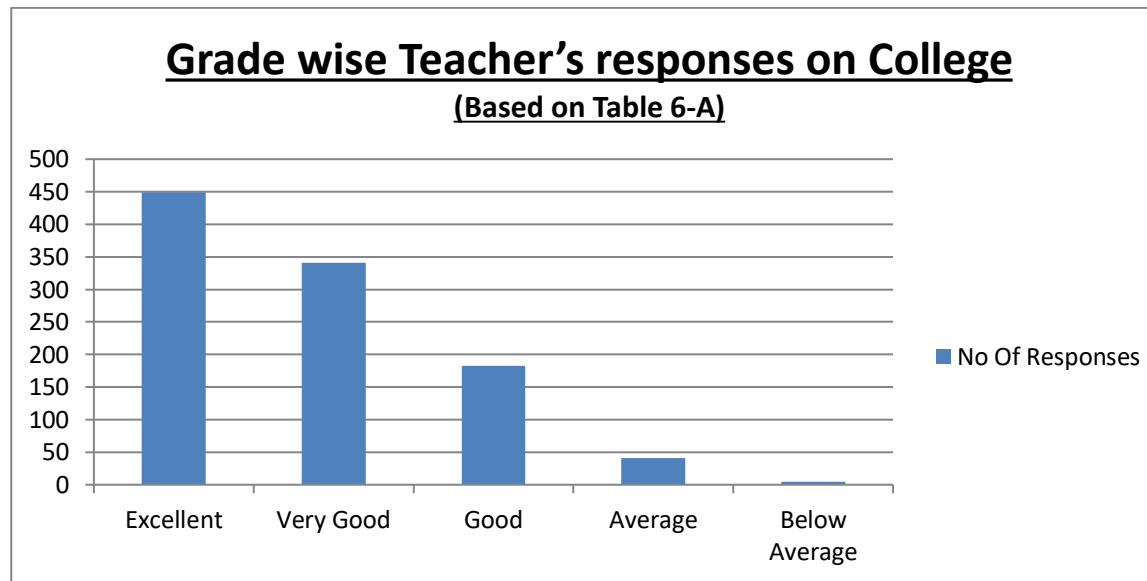
Feedback from Teacher's on Institution 2021-22.



Grade wise Teacher's responses on College

Table 6-A

Parameters	Excellent	Very Good	Good	Average	Below Average
No Of Responses	449	341	183	41	5
Percentage	44.6	33.46	17.95	4.02	0



44% Teacher's said Excellent, 33% VeryGood,18% Good ,4% Average,0% Below Average about the facilities provided by the Employer.



Karnatak University's,
KARNATAK SCIENCE COLLEGE, DHARWAD
NAAC Accredited



Phone No: 0836-2215410 & 2215400 Fax: 0836-2744334
Email: principal.kscd@gmail.com Web: www.kscd.ac.in

7. Feedback from the Employer -2021-22- Offline

Our employer's are major stake holders, their feedback gives us input regarding enhancing the employability of our students, College development, inspiration to teacher's for research curricular, co-curricular & extracurricular activities. The college has collected feedback from employers through offline about the functioning of the college, student progression and the facilities utilized by the Teacher.

Parameters Considered for Feedback from the Employer on College as a Whole 2021-22.

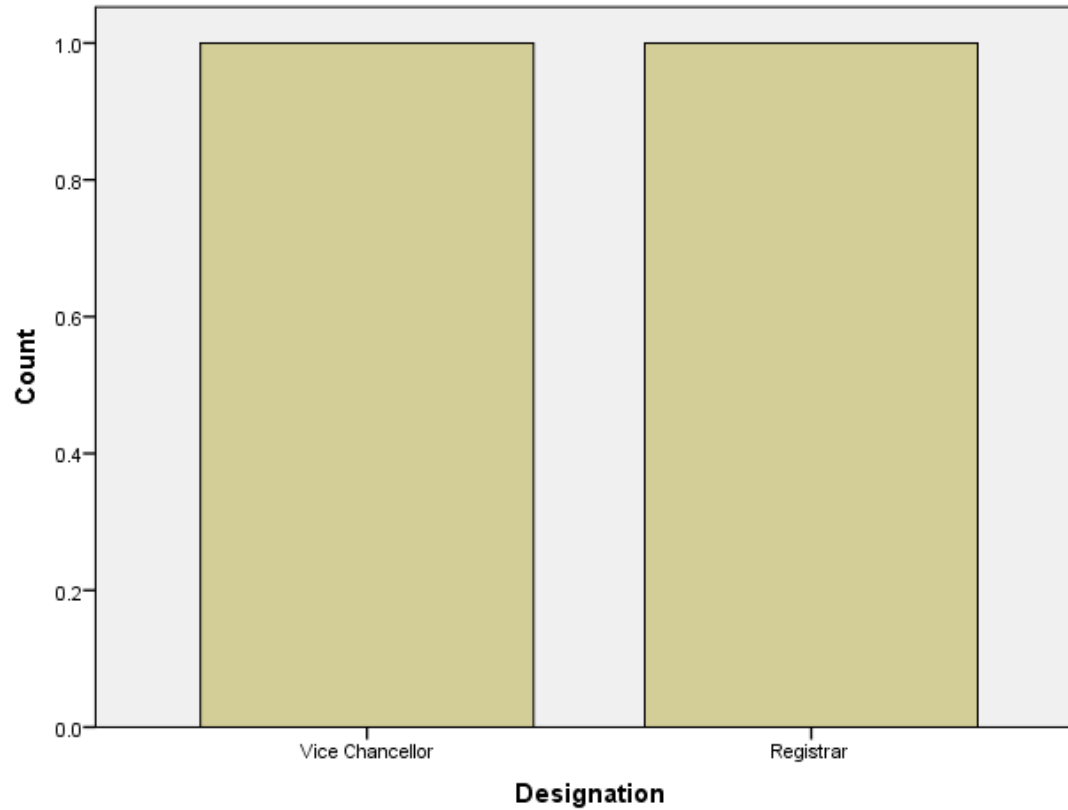
Question No.	Parameter	Percentage of responses
1	How do you gather the information about the college?	
2	How often do you visit the college?	
3	In your opinion the facilities available to the employees of the institution are	
4	Do you think that your role as an employer is important in moulding the overall development of students?	
5	As an employer do you think whether the institution caters to the needs of the existing curricular, co-curricular & extracurricular activities?	
6	The infrastructure of the institution is	
7	As an employer the rapport with the college is	
8	The follow-up action of the proposal of the college is	
9	The measures taken by the employer to sensitize the employees about the facilities	
10	Action initiated on the staff appraisal	
11	Is research activity in the college satisfactory?	
12	Whether ICT facilities provided to stakeholders?	
13	Do you feel that the college has Sustained its past glory and prestige?	
14	Are you happy with the functioning of the office administration?	
15	Are you happy with the cademic progress of students?	
16	Any Comments/Suggestions:	

Crosstabs

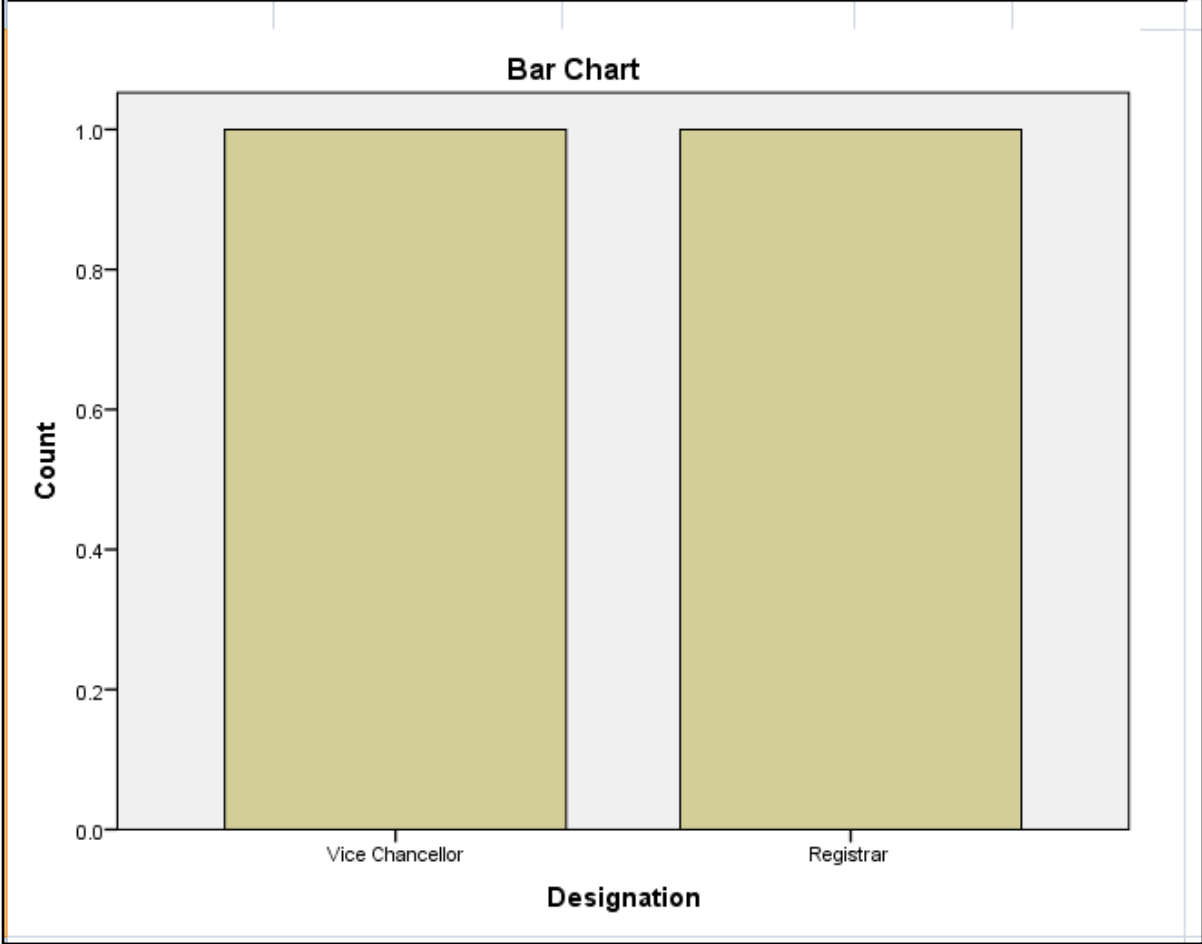
Designation * Q_1 Crosstabulation

			Q_1	
			Officially	Total
Designation	Vice Chancellor	Count	1	1
		% within Designation	100.0%	100.0%
	Registrar	Count	1	1
		% within Designation	100.0%	100.0%
Total		Count	2	2
		% within Designation	100.0%	100.0%

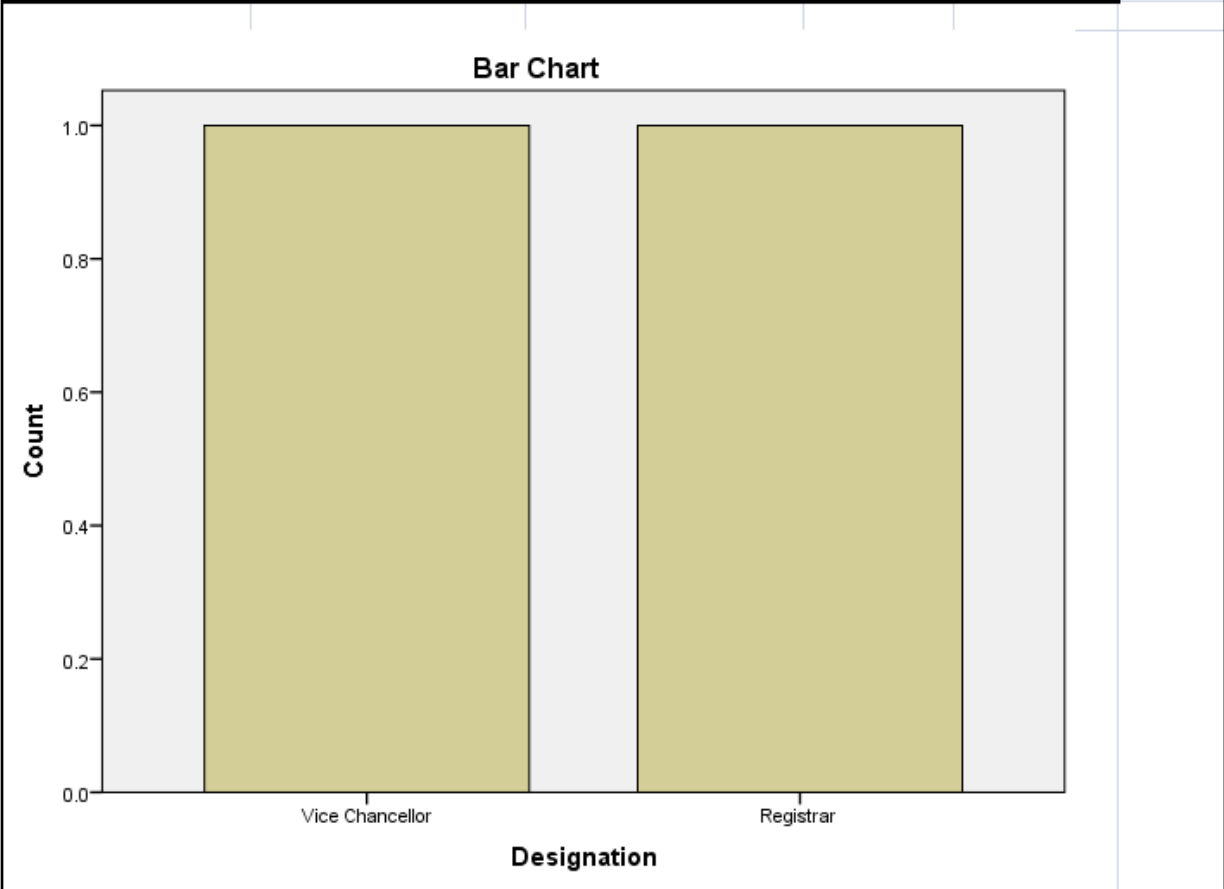
Bar Chart



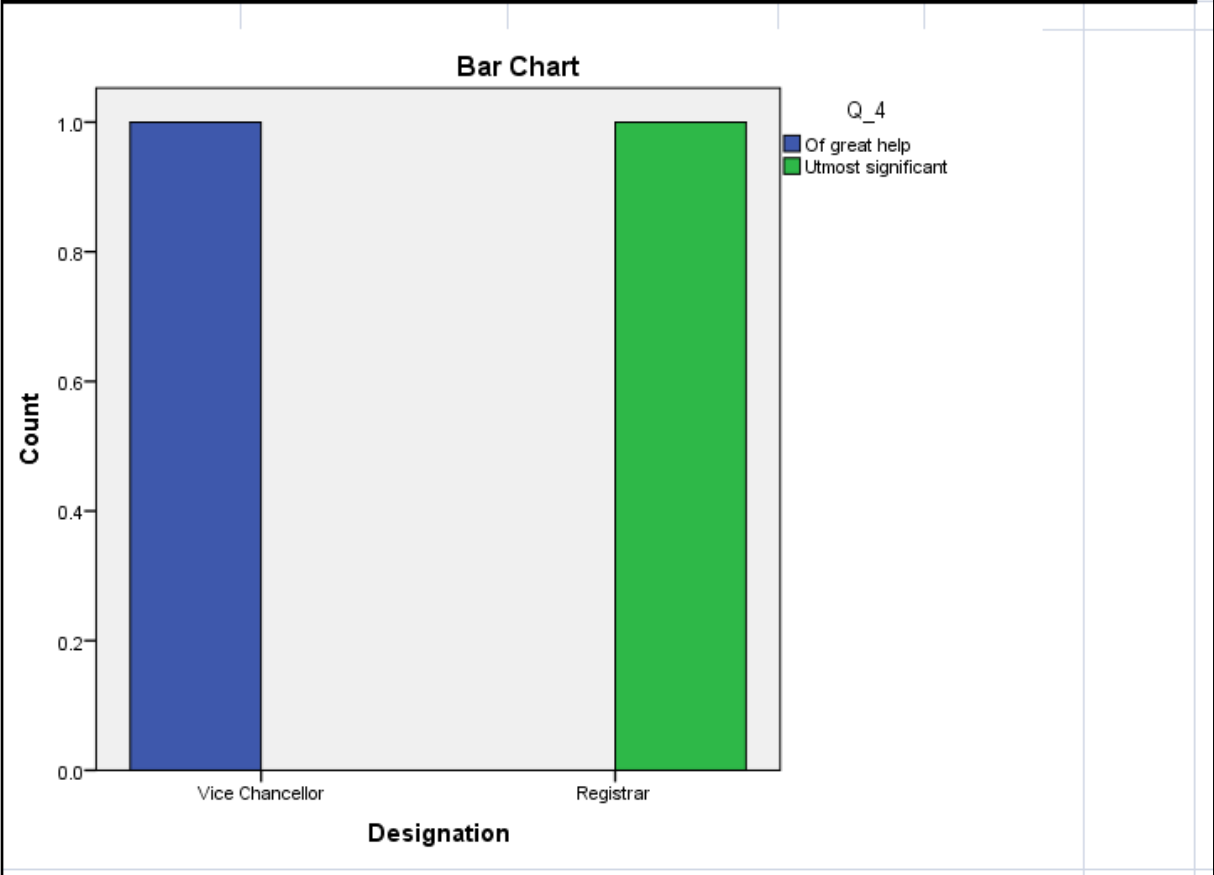
Designation * Q_2 Crosstabulation				
			Q_2	Total
			Frequently	
Designation	Vice Chancellor	Count	1	1
		% within Designation	100.0%	100.0%
	Registrar	Count	1	1
		% within Designation	100.0%	100.0%
Total	Count		2	2
	% within Designation		100.0%	100.0%



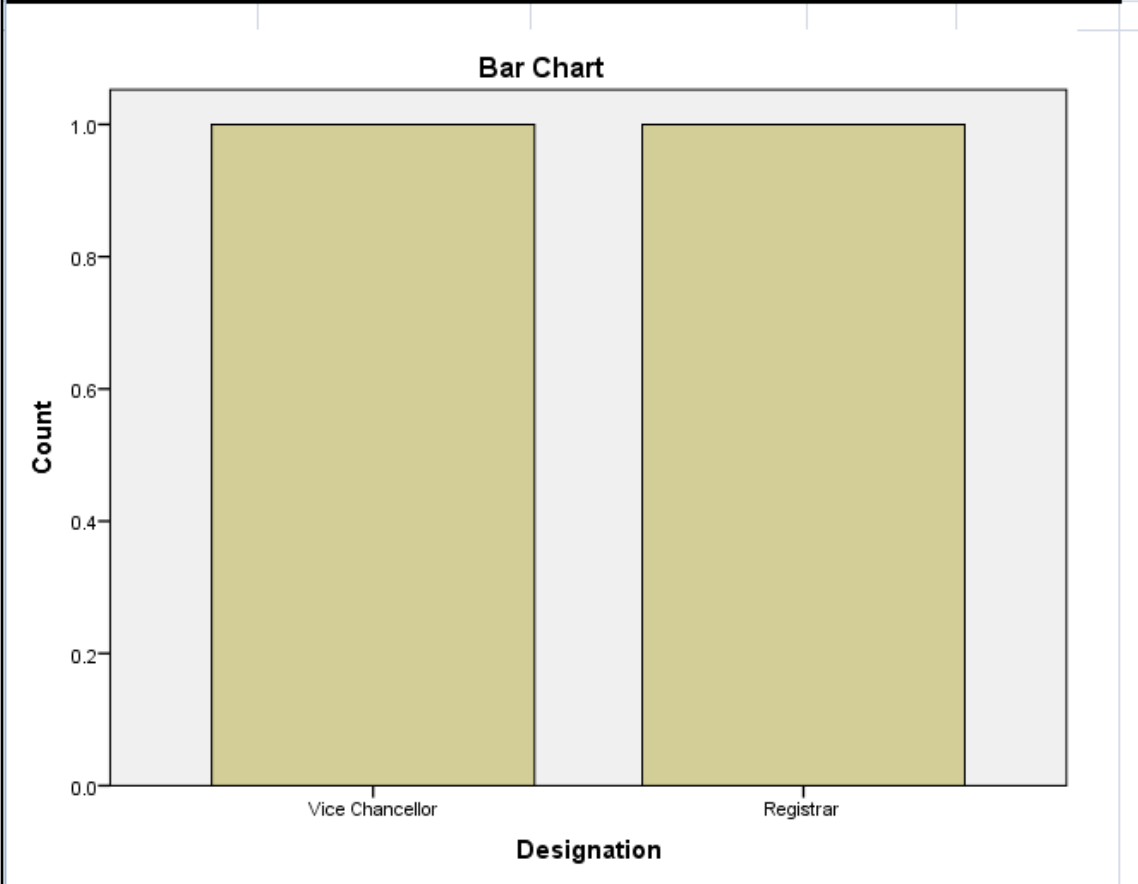
Designation * Q_3 Crosstabulation				
			Q_3	Total
			Adequate	
Designation	Vice Chancellor	Count	1	1
		% within Designation	100.0%	100.0%
	Registrar	Count	1	1
		% within Designation	100.0%	100.0%
Total	Count		2	2
	% within Designation		100.0%	100.0%



Designation * Q_4 Crosstabulation					
			Q_4		Total
			Of great help	Utmost significant	
Designation	Vice Chancellor	Count	1	0	1
		% within Designation	100.0%	0.0%	100.0%
	Registrar	Count	0	1	1
		% within Designation	0.0%	100.0%	100.0%
Total		Count	1	1	2
		% within Designation	50.0%	50.0%	100.0%



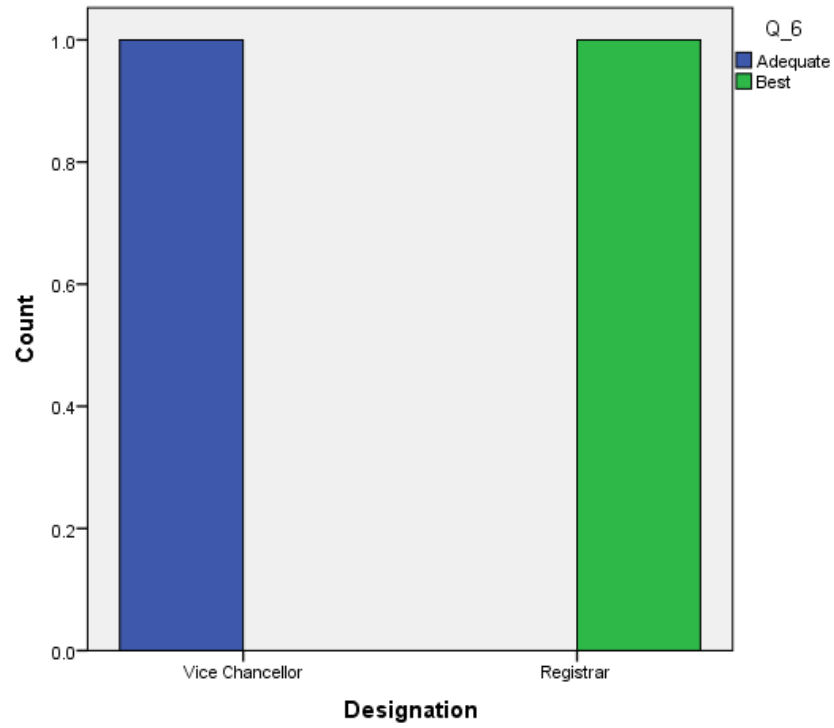
Designation * Q_5 Crosstabulation				
			Q_5	
			Yes	Total
Designation	Vice Chancellor	Count	1	1
		% within Designation	100.0%	100.0%
	Registrar	Count	1	1
		% within Designation	100.0%	100.0%
Total	Count		2	2
	% within Designation		100.0%	100.0%



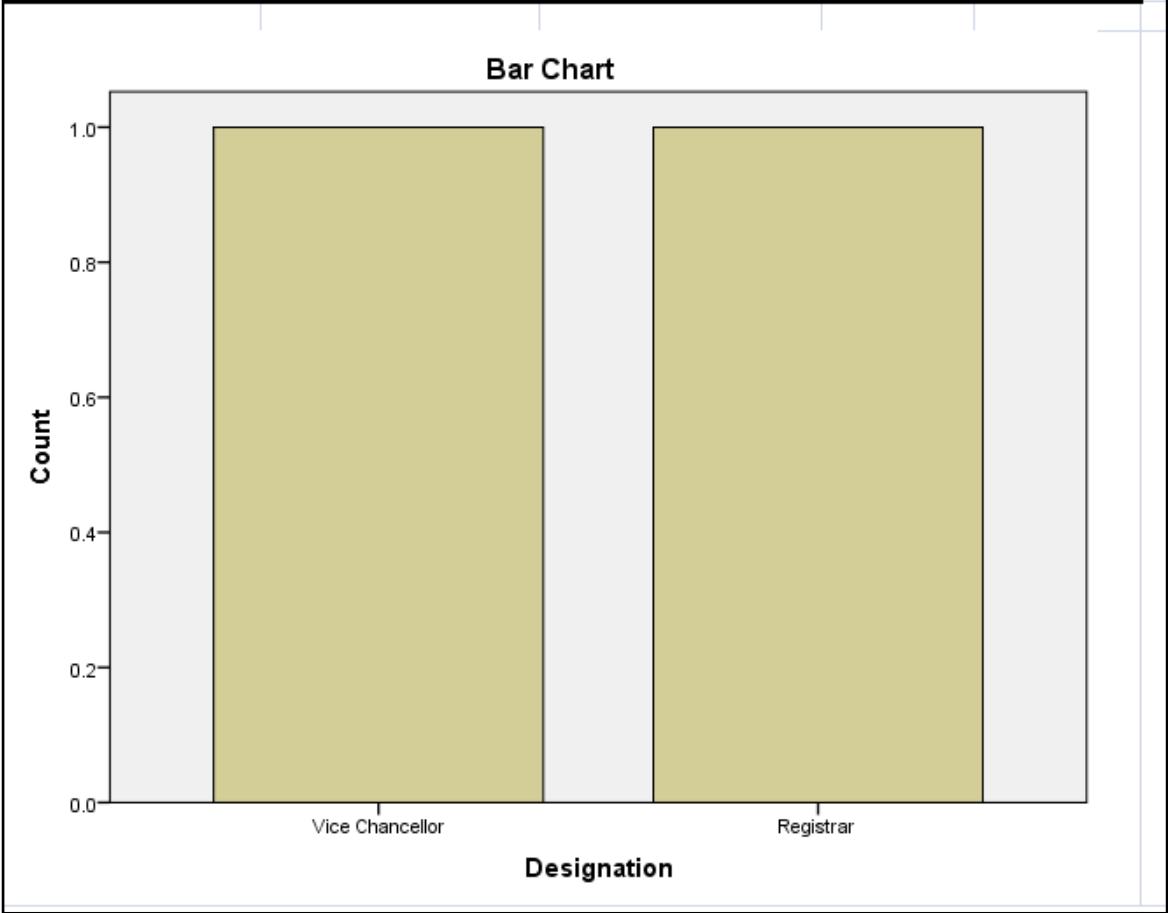
Designation * Q_6 Crosstabulation

			Q_6		Total
			Adequate	Best	
Designation	Vice Chancellor	Count	1	0	1
		% within Designation	100.0%	0.0%	100.0%
	Registrar	Count	0	1	1
		% within Designation	0.0%	100.0%	100.0%
Total		Count	1	1	2
		% within Designation	50.0%	50.0%	100.0%

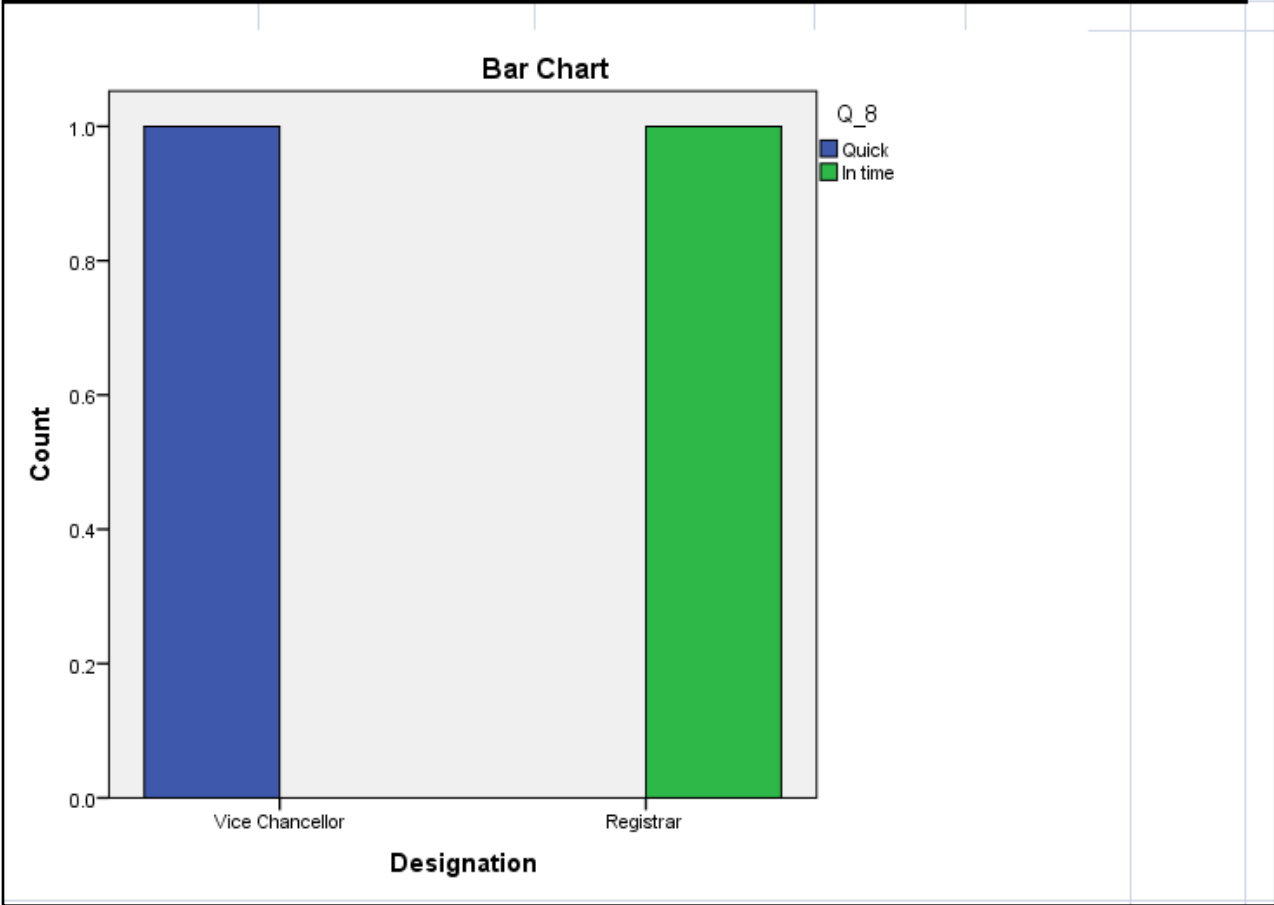
Bar Chart

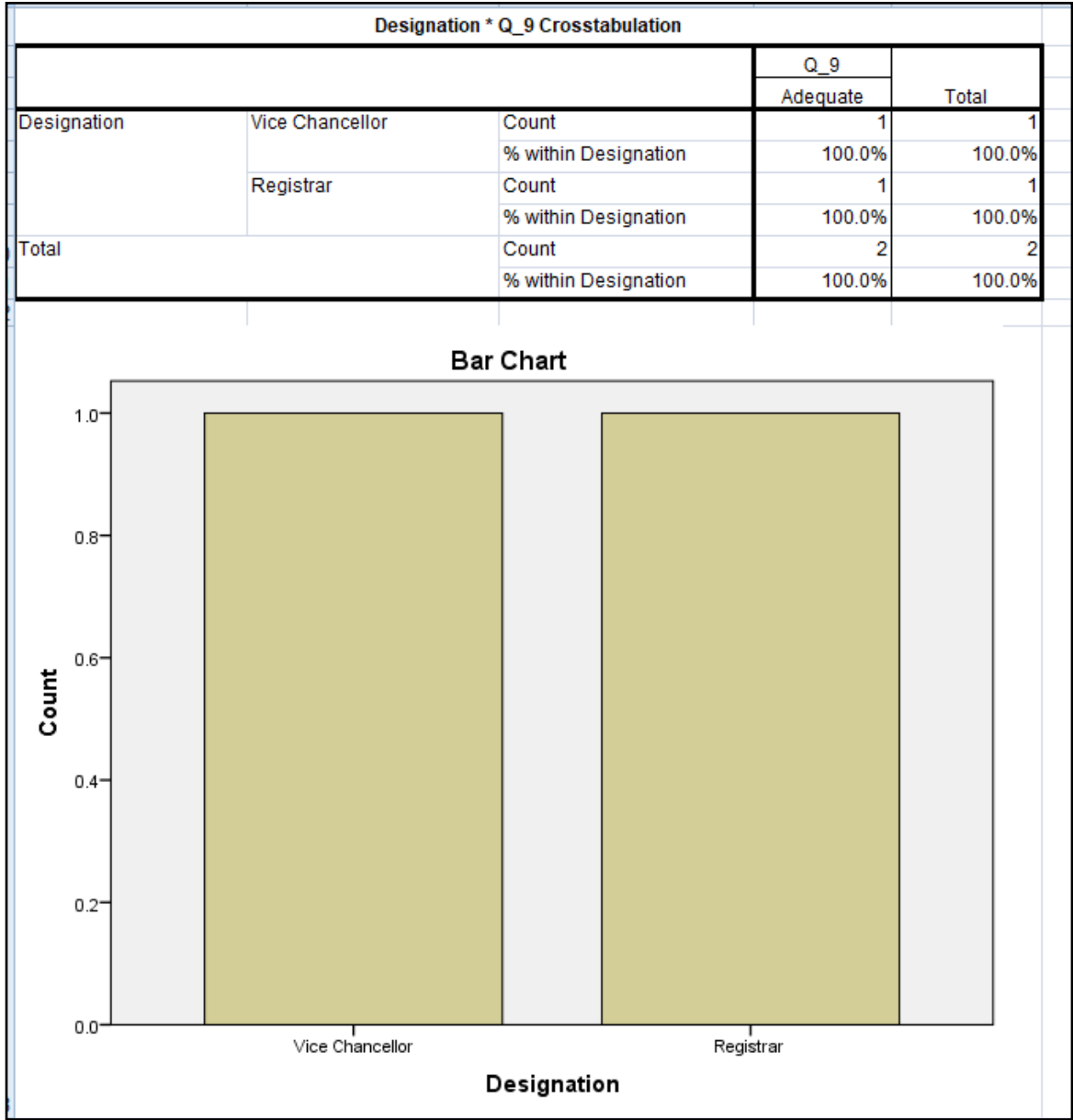


Designation * Q_7 Crosstabulation				
			Q_7	Total
			Excellent	
Designation	Vice Chancellor	Count	1	1
		% within Designation	100.0%	100.0%
	Registrar	Count	1	1
		% within Designation	100.0%	100.0%
Total		Count	2	2
		% within Designation	100.0%	100.0%



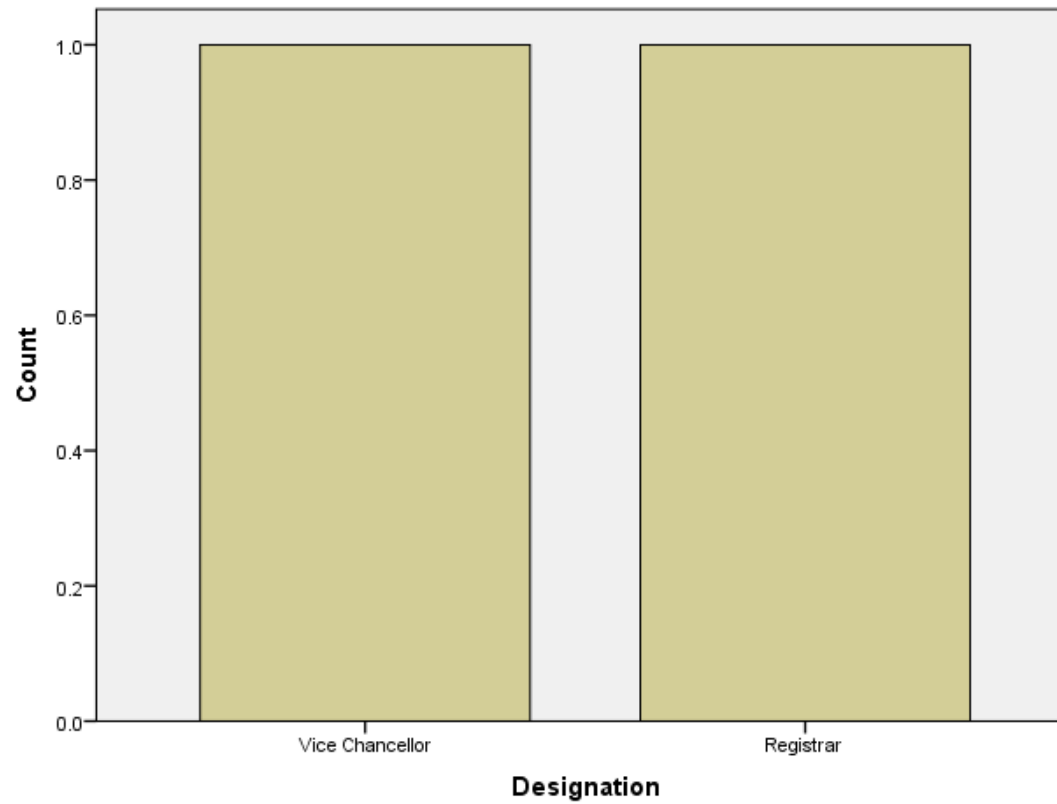
Designation * Q_8 Crosstabulation					
			Q_8		Total
			Quick	In time	
Designation	Vice Chancellor	Count	1	0	1
		% within Designation	100.0%	0.0%	100.0%
	Registrar	Count	0	1	1
		% within Designation	0.0%	100.0%	100.0%
Total		Count	1	1	2
		% within Designation	50.0%	50.0%	100.0%



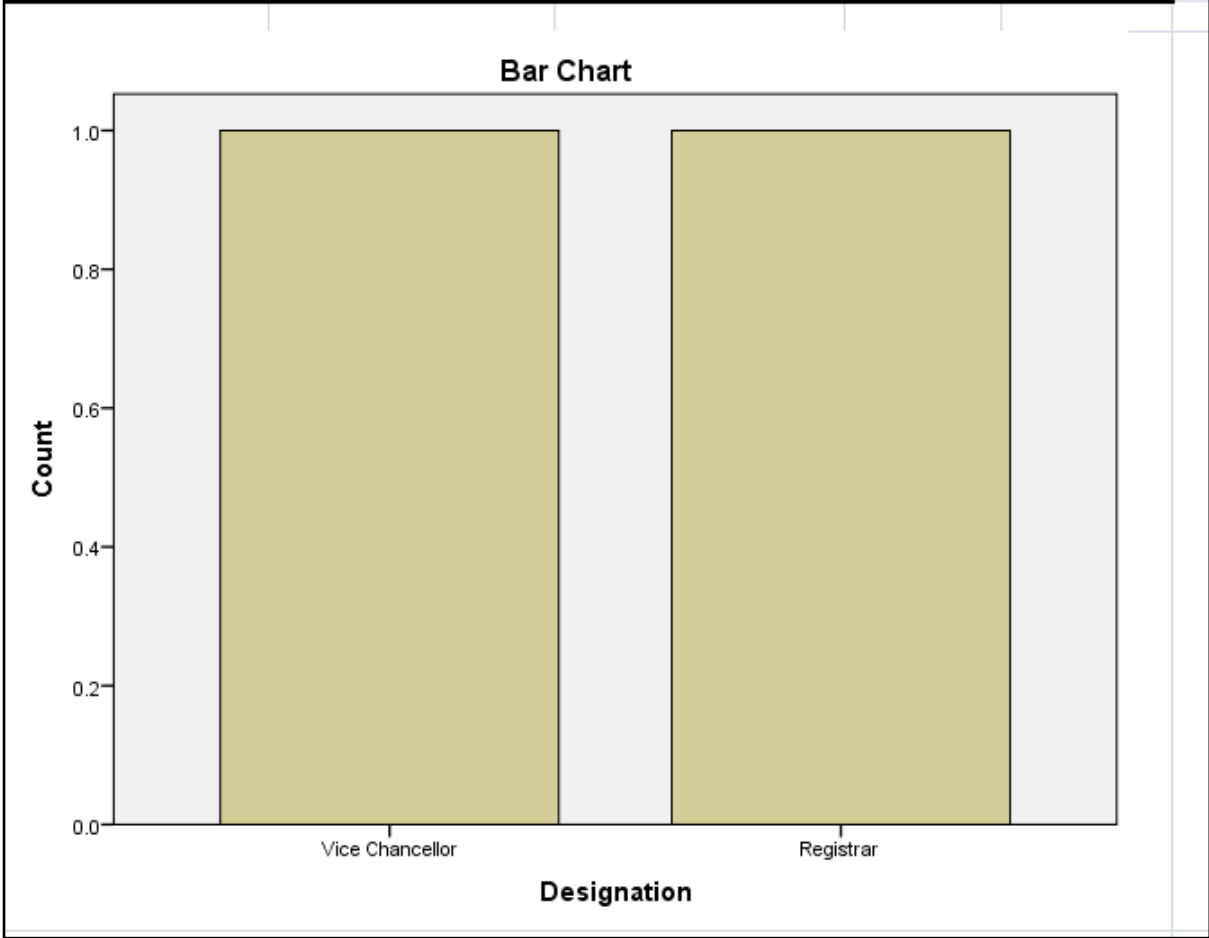


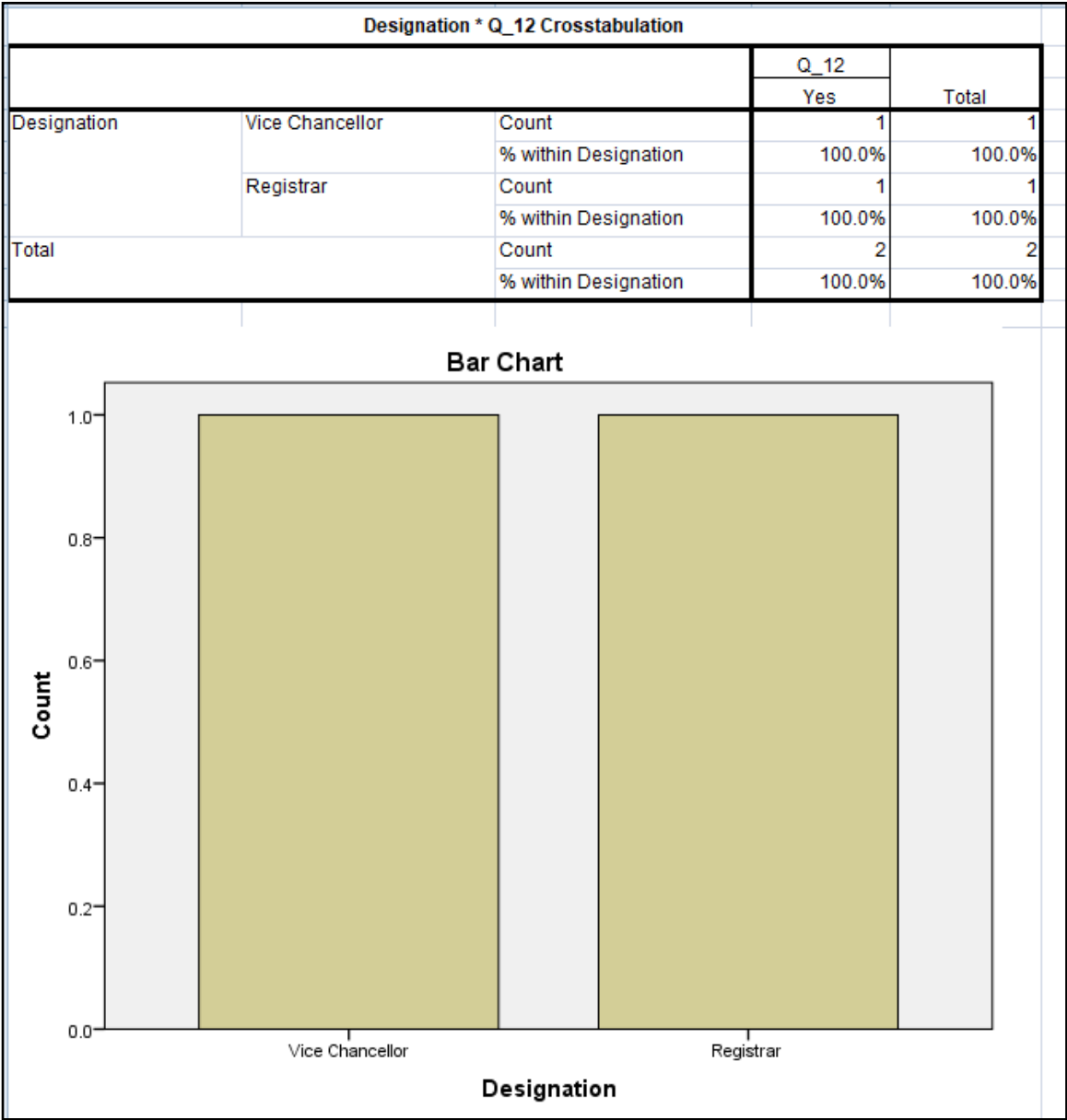
Designation * Q_10 Crosstabulation				
			Q_10	
			Adequate	Total
Designation	Vice Chancellor	Count	1	1
		% within Designation	100.0%	100.0%
	Registrar	Count	1	1
		% within Designation	100.0%	100.0%
Total		Count	2	2
		% within Designation	100.0%	100.0%

Bar Chart



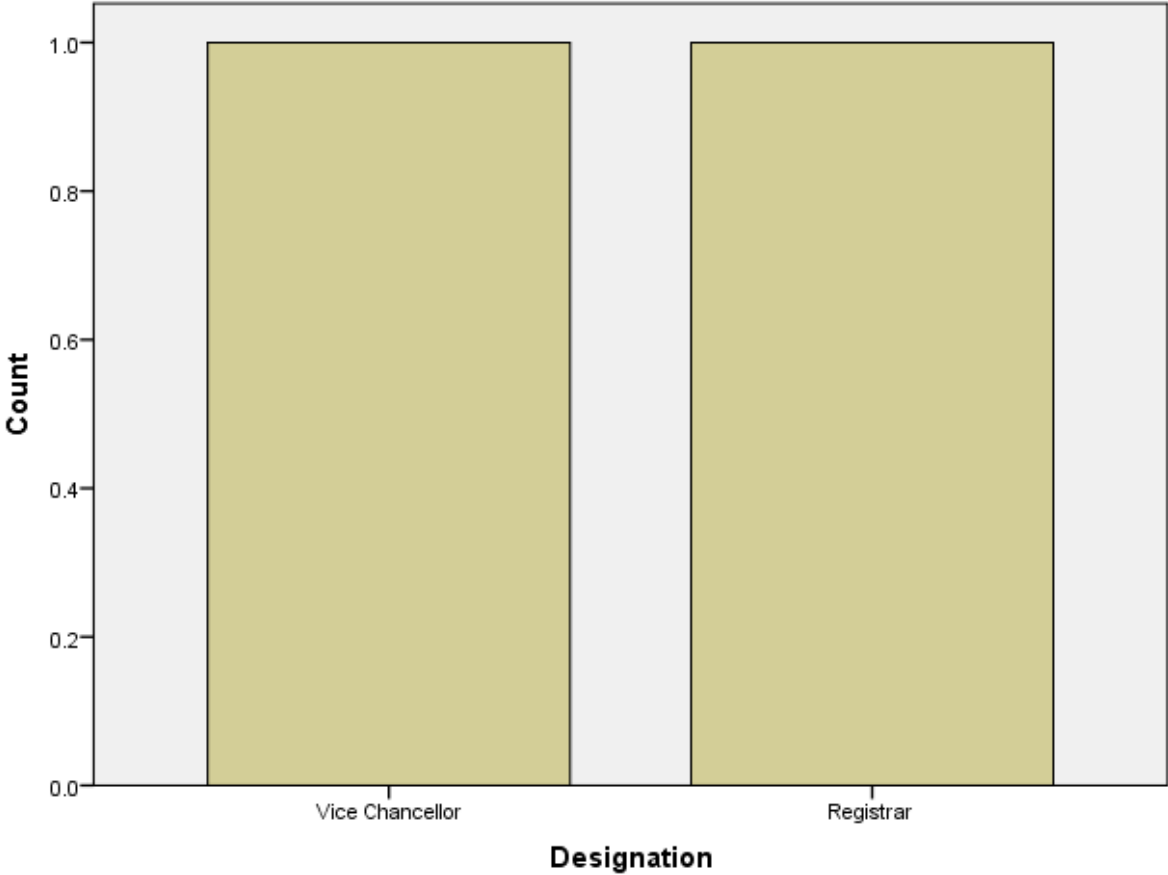
Designation * Q_11 Crosstabulation				
			Q_11	Total
			Yes	
Designation	Vice Chancellor	Count	1	1
		% within Designation	100.0%	100.0%
	Registrar	Count	1	1
		% within Designation	100.0%	100.0%
Total		Count	2	2
		% within Designation	100.0%	100.0%



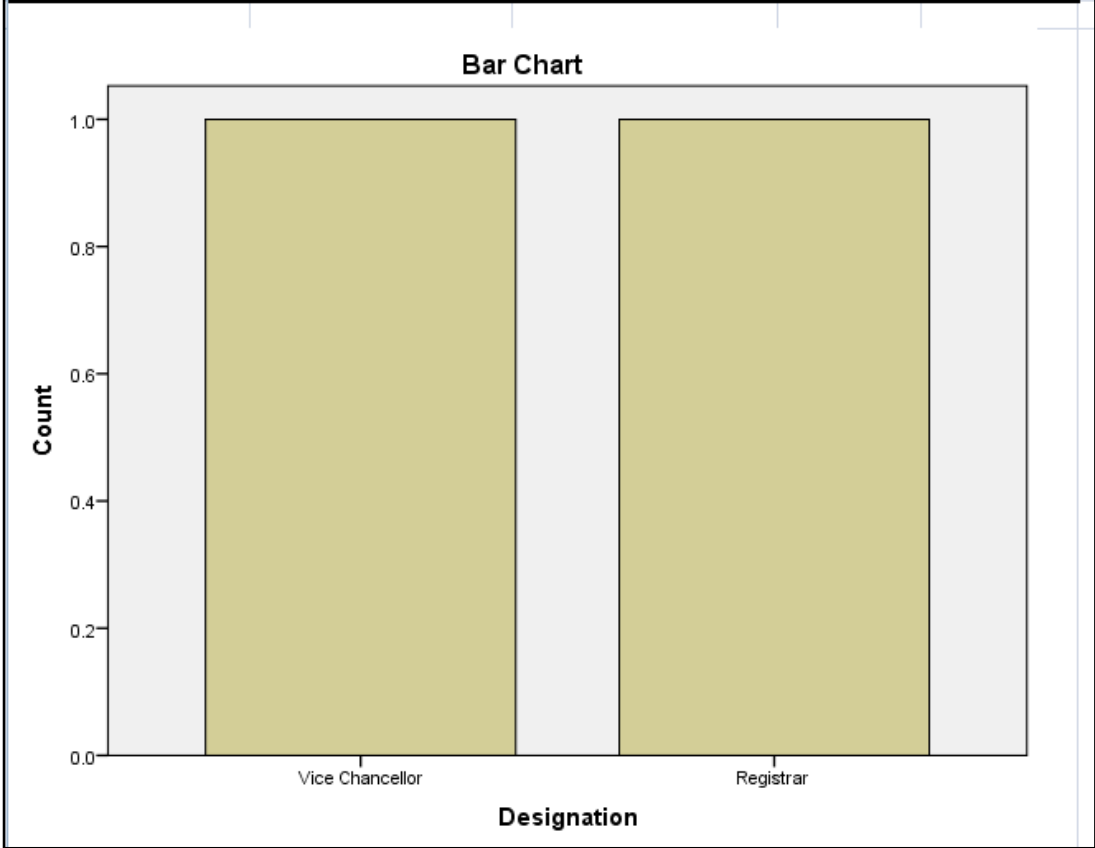


Designation * Q_13 Crosstabulation				
			Q_13	Total
			Yes	
Designation	Vice Chancellor	Count	1	1
		% within Designation	100.0%	100.0%
	Registrar	Count	1	1
		% within Designation	100.0%	100.0%
Total	Count		2	2
	% within Designation		100.0%	100.0%

Bar Chart



Designation * Q_14 Crosstabulation				
			Q_14	Total
			Yes	
Designation	Vice Chancellor	Count	1	1
		% within Designation	100.0%	100.0%
	Registrar	Count	1	1
		% within Designation	100.0%	100.0%
Total		Count	2	2
		% within Designation	100.0%	100.0%



Designation * Q_15 Crosstabulation				
			Q_15	Total
			Yes	
Designation	Vice Chancellor	Count	1	1
		% within Designation	100.0%	100.0%
	Registrar	Count	1	1
		% within Designation	100.0%	100.0%
Total		Count	2	2
		% within Designation	100.0%	100.0%

